

FEATURES

80% AFUE

Heating input range 50,000 - 125,000 BTUH

Cooling capacity supported 1 1/2 - 5 ton

Upflow, downflow, or horizontal application flexibility fits nearly every home

Electronic air cleaner connection (115V)

Humidifier connection (115V)

5 amp fused low voltage circuit protection

Time delay off for air conditioner SEER enhancement

Twinning compatible

WARRANTY

25-year limited warranty on heat exchanger, 5-year limited warranty on covered components (see warranty certificate for details)

HEAT EXCHANGER ASSEMBLY

Crimp-Tite™ crimped aluminized steel heat exchanger for longer life and safe operation

VENTING

Category I appliance

4" venting—vertical or horizontal with approved power venter

CONTROLS

Integrated furnace control with LED diagnostics for fast, accurate troubleshooting

SAFETY

CSA certified for US and Canada

Safety limits prevent overheating

CABINET

Heavy-gauge, insulated cabinet provides strength and quiet comfort

Ducane diagnostic sleeve for fast, safe troubleshooting


INDOOR AIR BLOWER

Three-speed PSC blower motor

Ducane Gas Furnace

FITS-ALL 80™

UPFLOW/HORIZONTAL/DOWNFLOW



Ducane®

AIR CONDITIONING
AND HEATING

THE DIFFERENCE IS QUALITY®

www.ducanehvac.com



Ducane Gas Furnace

FITS-ALL 80™

UNIT SPECIFICATIONS

	MPGA050B3B	MPGA075B3B	MPGA100B3B	MPGA100B4B
GAS	NATURAL (LP WITH CONVERSION KIT)			
INPUT RATE (BTU per Hour)	50,000	75,000	100,000	100,000
HEATING CAPACITY (BTU per Hour)	40,000	60,000	80,000	80,000
AFUE (ISOLATED COMB. SYSTEM)	80.0%			
TEMPERATURE RISE	45-75 F			
VOLTS / PHASE / HERTZ	115 /1/ 60			
STATIC PRESSURE (certified max.)	0.50" W.C.			
BLOWER MOTOR HORSEPOWER	1/3	1/3	1/4	1/2
BLOWER WHEEL SIZE (dia x width)	10 x 6	10 x 6	10 x 9	12 x 9
NUMBER OF HEAT EXCHANGERS	2	3	4	4
FLUE SIZE (diameter)	4"	4"	4"	4"
LIMIT CONTROL, SNAP DISK STYLE	180 F	170 F	160 F	190 F
GAS VALVE / IGNITION CONTROL	INTREGRATED FURNACE CONTROL WITH 115 VAC HSI SYSTEMS			
TRANSFORMER	40 VA. 115 VAC PRIMARY, 24 VAC SECONDARY, FOOT-MOUNTED			
MAXIMUM OUTLET TEMPERATURE	180 F			
SHIPPING WEIGHTS	105	113	141	141

	MPGA075B4B	MPGA100B5B	MPGA125B5B
GAS	NATURAL (LP WITH CONVERSION KIT)		
INPUT RATE (BTU per Hour)	75,000	100,000	125,000
HEATING CAPACITY (BTU per Hour)	60,000	80,000	100,000
AFUE (ISOLATED COMB, SYSTEM)	80%		
TEMPERATURE RISE	30-60 F	30-60 F	45-75 F
VOLTS/PHASE/HERTZ	115/1/60		
STATIC PRESSURE (certified max.)	0.5" W.C.		
BLOWER MOTOR HORSEPOWER	1/2	1/2	1/2
BLOWER WHEEL SIZE (dia x width)	12 X 9	12 X 12	12 X 12
NUMBER OF HEAT EXCHANGERS	3	4	5
FLUE SIZE (diameter)	4"	4"	4"
LIMIT CONTROL, SNAP DISK STYLE	170 F	190 F	190 F
GAS VALVE / IGNITION CONTROL	INTREGRATED FURNACE CONTROL WITH 115 VAC HSI SYSTEMS		
TRANSFORMER	40 VA. 115 VAC PRIMARY, 24 VAC SECONDARY, FOOT-MOUNTED		
MAXIMUM OUTLET TEMPERATURE	180 F		
SHIPPING WEIGHTS	134	159	167

AIR FLOW DATA

DUCANE MODEL NUMBER	BLOWER SPEED	EXTERNAL STATIC, in w.c.									
		0.1	0.2	0.3	0.4	0.5	0.6	0.7	0.8	0.9	1.0
MPGA050B3B (10 X 6 WHEEL) (1/3 HP MOTOR)	LOW	805	800	790	770	750	715	685	620	535	385
	MED	1140	1125	1090	1060	1010	955	880	815	710	580
	HIGH	1530	1475	1410	1325	1235	1150	1065	985	855	750
MPGA075B3B (10 X 6 WHEEL) (1/3 HP MOTOR)	LOW	805	800	790	770	750	715	685	620	535	385
	MED	1140	1125	1090	1060	1010	955	880	815	710	580
	HIGH	1530	1475	1410	1325	1235	1155	1065	985	855	720
MPGA075B4B (12 X 9 WHEEL) (1/2 HP MOTOR)	LOW	1375	1365	1350	1330	1315	1295	1240	1195	1085	975
	MED	1625	1610	1595	1580	1550	1510	1475	1425	1335	1225
	HIGH	2020	1945	1910	1880	1845	1800	1755	1690	1605	1470
MPGA100B3B (10 X 9 WHEEL) (1/4 HP MOTOR)	LOW	1235	1230	1205	1165	1105	1030	935	825	695	550
	MED	1375	1355	1320	1270	1200	1115	1020	905	775	625
	HIGH	1510	1475	1425	1365	1290	1205	1100	985	860	720
MPGA100B4B (12 X 9 WHEEL) (1/2 HP MOTOR)	LOW	1375	1365	1350	1330	1315	1295	1240	1195	1085	975
	MED	1625	1610	1595	1580	1550	1510	1475	1425	1335	1225
	HIGH	2020	1945	1910	1880	1845	1800	1755	1690	1605	1470
MPGA100B5B (12 X 12 WHEEL) (1/2 HP MOTOR)	LOW	1440	1405	1365	1315	1270	1200	1155	1060	985	895
	MED	2010	1985	1955	1910	1840	1770	1695	1630	1535	1395
	HIGH	2530	2470	2425	2355	2270	2195	2100	1995	1880	1760
MPGA125B5B (12 X 12 WHEEL) (1/2 HP MOTOR)	LOW	1440	1405	1365	1315	1270	1200	1155	1060	985	895
	MED	2010	1985	1955	1910	1840	1770	1695	1630	1535	1395
	HIGH	2530	2470	2425	2355	2270	2195	2100	1995	1880	1760

NOTES: 1) Air flow values in cubic feet per minute (CFM), rounded to nearest five (5) CFM
2) Data taken without filters or AC evaporator coil in place

ACCESSORIES

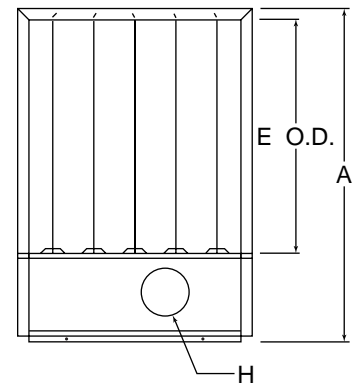
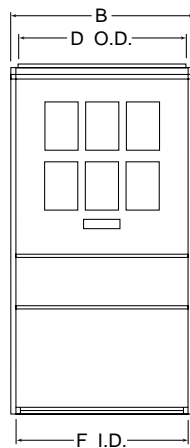
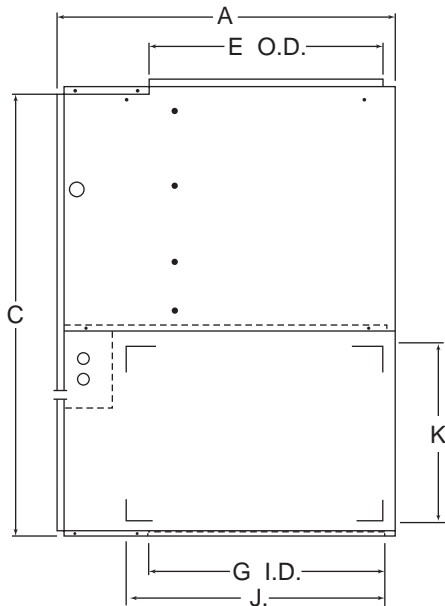
	MPGA050B3B	MPGA075B3B	MPGA075B4B	MPGA100B3B
FLOOR BASE KIT FOR COUNTERFLOW	20066501		20066502	
NATURAL TO LP GAS CONVERSION KIT	20490602			
NATURAL TO LP GAS CONVERSION KIT HIGH ALTITUDE	20269402			
LP TO NATURAL CONVERSION KIT	20272002			
FILTER RACK KIT	20069901			
VENT GUARD (MULTI-PACK)	20284801			
CHIMNEY VENT ADAPTER KIT	20285401			
	MPGA100B4B	MPGA100B5B	MPGA125B5B	
FLOOR BASE KIT FOR COUNTERFLOW	20066502	20066503		
NATURAL TO LP GAS CONVERSION KIT	20490602			
NATURAL TO LP GAS CONVERSION KIT HIGH ALTITUDE	20269402			
LP TO NATURAL CONVERSION KIT	20272002			
FILTER RACK KIT	20069901	20069902		
VENT GUARD (MULTI-PACK)	20284801			
CHIMNEY VENT ADAPTER KIT	20285401			

GENERAL LAYOUT

DUCANE MODEL NUMBER	UNIT DIMENSIONS			SUPPLY DUCT OPENING		RETURN DUCT OPENING*		FLUE DIA.	SIDE RETURN CUT-OUT	
	LENGTH	WIDTH	HEIGHT	D	E	F	G		J	K
MPGA050B3A	29 1/2	13-1/2	38 1/4	11 1/2	20 3/8	11 5/8	21 3/8	4	23 1/4	15
MPGA075B3A	29 1/2	13-1/2	38 1/4	11 1/2	20 3/8	11 5/8	21 3/8	4	23 1/4	15
MPGA075B4A	29 1/2	17	38 1/4	15	20 3/8	15 1/8	21 3/8	4	23 1/4	15
MPGA100B3A	29 1/2	17	38 1/4	15	20 3/8	15 1/8	21 3/8	4	23 1/4	15
MPGA100B4A	29 1/2	17	38 1/4	15	20 3/8	15 1/8	21 3/8	4	23 1/4	15
MPGA100B5A	29 1/2	20 1/2	38 1/4	18 1/2	20 3/8	18 5/8	21 3/8	4	23 1/4	15
MPGA125B5A	29 1/2	20 1/2	38 1/4	18 1/2	20 3/8	18 5/8	21 3/8	4	23 1/4	15

* Bottom door removed

NOTE: Dimensions are in inches



Ducane[®]
**AIR CONDITIONING
 AND HEATING**

The difference is Quality.[®]

www.ducanehvac.com

For more information, contact your local Ducane distributor.

DUE TO OUR POLICY OF CONTINUOUS IMPROVEMENT,
 SPECIFICATIONS ARE SUBJECT TO CHANGE WITHOUT NOTICE.

© 2002 EXCEL COMFORT SYSTEMS, INC.

20590602 replaces 20090501

01/04 20K