

N O R T H S T A R



Elmira
Stove For true originals
Works

Introducing Northstar
Retro Appliances
from Elmira Stove Works®

Wow!

Check out all that chrome! Dig those crazy colors! Cast a glance at those smooth curves!

Tired of square and stainless? Stunning lines and outstanding colors make Northstar appliances the perfect fit and personal statement for retro, contemporary or modern kitchens.

Don't expect anything less than 21st-century tech on the inside. Northstar appliances are loaded with all of the features, upgrades and conveniences you need for your cooking style... and your lifestyle.

Now that's Wow!



The Fridges



Model 1950 in Candy Red



Model 1952 in Buttercup Yellow



Model 1951 in Robin's Egg Blue

Feast your eyes on these chillers. Kitchen or cabana. Bar or boathouse. Garage or games room. Wherever you put it, a Northstar fridge just might be the coolest appliance you'll ever own

Choose from two full-size models: the top-of-the-line 19 cubic foot Model 1950 with bottom-freezer, or the 18.2 cubic foot top-freezer Model 1952; or our more compact 24" 11 cubic foot Model 1951.

How cool is that?

Model 1950

Our premium model features upgraded shelving, electronic freshness design, EasyView™ lighting, and a SoftSound™ Quiet Package for whisper-quiet operation. Fresh foods – the things you use most in the kitchen – are at eye level for easy access.

The bottom-mount freezer, provides 5.6 cubic feet of capacity with handy glide-out storage baskets and an optional ice maker

Great looking, and efficient too! Model 1950 is EnergyStar compliant for energy efficiency, and fits a standard width 30" cabinet opening.

Chill Out!



Big Storage

1950 and 1952 offer lots of storage, adjustable shelving and gallon-sized door bins.

Easy Access

Model 1950's spacious 5.6 cu. ft. bottom freezer has two pull-out bins for handy access to frozen foods.



Northstar refrigerators come in nine not-so-standard colors, or custom-color your fridge to match your décor, hot rod, bike or school colors. Northstar fridges feature tough automotive enamel finishes. The doors are hand-polished – literally for hours – to a bright, gleaming finish.



Robin's Egg Blue
1952

Mint Green
1950

White
1950

Flamingo Pink
1950

Buttercup Yellow
1952

Textured Black
1950

Quicksilver
1950

Bisque
1951

Candy Red
1951

Cool baby!

Model 1952

Model 1952 is a BIG fridge with a smaller price tag. 18.2 cubic feet of storage with a top-mounted freezer, adjustable shelving, optional ice maker and auto-defrost and make this a great bar fridge or a more economical kitchen model. 1952 is EnergyStar compliant and fits a standard 30" cabinet opening.



Model 1952
in Candy Red.



Compact Cool!

Model 1951

Looking for a cool retro fridge, but don't have the need or room for a full-sized model? Model 1951 will fit the bill... and the space!

Big on the inside, small on the outside – Model 1951 offers 11 cubic feet of capacity, yet fits in a 24" X 62" cabinet opening – and features frost-free operation, CanStor beverage storage, adjustable shelves and more!









Model 1951
in Robin's Egg Blue (left)
and Candy Red (right).



REFRIGERATOR FEATURES & SPECIFICATIONS

MODEL:	1950	1952	1951
CAPACITY:			
Total Capacity	18.6	18.2	11.0
Freezer Capacity	5.6	5.0	2.6
Fresh Food Capacity	12.9	13.2	8.4
DIMENSIONS:			
Width	29 1/2"	29 5/8"	23 15/16"
Height	69 1/8"	69 1/8"	62"
Depth Without Handle	32 15/16"	31 15/16"	30 1/2"
Depth With Handle	34 1/2"	33 1/2"	32 1/2"
Depth / Door Open 90°	58"	57 1/2"	51 3/4"
Side Clearance / Door Open 90°	5"	5"	4"
FRESH FOOD FEATURES:			
Adjustable Shelves	4	4	4
Crispers	2, Humidity Controlled	2	1, Humidity Controlled
Clear Deli Drawer	•	•	•
Egg Storage	•	•	•
Gallon Door Storage	•	•	•
Dairy Center	•	•	•
Adjustable Door Bins	4	3	
CanStor Beverage System			•
Fixed Door Racks	1	2	2
FREEZER FEATURES:			
	Glide-Out Upper Basket	1 Wire Shelf	1 Wire Shelf
		2 Door Racks	2 Door Racks
OTHER FEATURES:			
Factory-Installed Ice Maker	Optional	Optional	N/A
Left Hand Hinge	Optional	Optional	Optional
Chrome Door Accents	•	•	•
Color-Matched Enamel Sides	•	•	•
Hand-Buffered Gloss Enamel Doors	•	•	•
Dual Temperature Controls	•	•	•
Electronic Freshness Design	•		
Lighting	EasyView™	Standard	Standard
SoftSound Quiet Package	•		
Rollers & Levellers	•	•	•
Energy Star Compliant	•	•	
Energy Guide Rating (Kwh/yr.)	448	412	398
Electrical Requirement	120V, 15A, 60Hz	120V, 15A, 60Hz	120V, 15A, 60Hz

Colors

	White		Robin's Egg Blue		Candy Red
	Bisque		Buttercup Yellow		Mint Green
	Flamingo Pink		Textured Black		Quick Silver



*Models 1950 and 1952.

Northstar



1950



1952



1951

The Range

Don't let the pretty looks fool you – these ranges mean serious culinary business. Pick all-electric, all-gas (natural gas or liquid propane) or dual fuel (gas top / electric oven).

Just your style!

- Full-size (4.0 – 4.3 cubic foot) self-cleaning oven
- Optional true convection electric oven
- Electric radiant elements under ceramic smooth top, or sealed gas burners
- High-power "SuperBurners"
- Programmable bake / clean
- Optional 2.0 cubic foot warming oven
- Dual halogen lights in electric oven

Lucy never had it so good!





Robin's Egg Blue

Candy Red

Buttercup Yellow

Black

White

Quicksilver

Bisque

Flamingo Pink

Mint Green

AMAZING!

Choices Galore!



Looking for something out of the ordinary? Suit your personal décor and cooking style.

Create your own true original with a choice of nine cool (or hot!) Northstar colors... or create your own custom color. Go for a more traditional 50's look with our "low chrome" models (opposite page), or pour on the chrome for an absolutely sizzling statement.

Northstar appliances aren't just for retro kitchens. Imagine these smooth lines and beautiful colors in your contemporary, modern or arts-and-crafts kitchen!



For a more traditional look, choose our "low chrome" models – the backsplash trim, cook trim rail and base skirt can be powder coated with tough enamel to match the body of your range.

Quality



The Range

Hot Stuff!



Electronic clock/controls

Touch the controls and a digital LED clock appears, allowing you to set the dial clock and program the timer, delayed bake and delayed self-clean functions. Five seconds after programming/ function completion, the LED display vanishes.



Sealed gas burners

Pilotless sealed burners are rated at 8,000, 12,000 and 15,000 BTU's (based on natural gas). Adjust simmer settings as low as 450 BTU's. Safety auto-spark ensures constant heat and re-ignition, even at the lowest setting.



High-speed radiant electric elements

High-speed infinite-control elements under a ceramic top provide quick, uniform heat, precise cooking and easy clean-up. Heat to the elements is automatically reduced in the event of a pot boiling dry.



Self-cleaning oven

(Shown with 25 lb. turkey)

A 4.3 cu. ft. oven (4.0 cu. ft. on gas and convection models) offers the space and capacity you need. Convenient self-cleaning feature (with delayed start) is standard. Dual halogen lights (incandescent on gas ranges) with over-ride let you see what's cooking with the door open or closed.

Convection option

Northstar's True Convection ovens have a third heating element surrounding the convection fan. Hot air circulates evenly providing speed and consistent professional results.



Warmer

(available option on electric and dual fuel ranges)

Located under the oven, Northstar's big 2.0 cu. ft. warmer is ideal for warming plates and desserts, or keeping food hot while the last few items are cooking. (Becomes pot storage drawer when warmer not in use.)

NORTHSTAR™ RANGE FEATURES AND SPECIFICATIONS

	Electric Range 1954	Dual-Fuel Range 1955	All Gas Range 1956
Specifications subject to change without notice.	1954	1955	1956
RANGE WIDTH	30"	30"	30"
RANGE DEPTH (Plus 2" Handle)	28 ½"	28 ½"	28 ½"
Self-Cleaning Electric Oven (4.3 cu. ft.) Oven Size: 25"W x 16"H x 17 1/2"D	•	•	
Self-Cleaning Electric Convection Oven (4.0 cu. ft.) Oven Size: 25"W x 16"H x 16 1/2"D	optional	optional	
Gas Self-Cleaning Oven with Top Broiler (4.0 cu. ft.) Oven Size: 25"W x 15 1/2"H x 17 1/2"D			•
Delayed Start Baking/Cleaning	•	•	•
Variable Temperature Broil	•	•	•
Door-Activated Oven Light with manual over-ride	Halogen	Halogen	Incandescent
Heavy Duty, Plated Oven Racks	•	•	•
Porcelain Enamel Broiler Pan	•	•	•
RANGE TOP			
Electric High-Speed Radiant Elements under glass	•		
Gas: Sealed Surface Burners with cast grates		•	•
Converts to L.P. (Propane)		•	•
Electronic Spark with Re-ignition		•	•
Chrome frame around range top	•	•	•
POWER RATINGS			
Power Source (208 to 250V) appliance rating	220V-40A	220V-25A	110V-10A
Radiant Elements, 1,500 watts (Rear Elements)	2		
Radiant Elements, 2,000 watts (Front Left)	1		
Radiant Elements, 2,500 watts (Front Right)	1		
Gas Top Burners, 8,000*BTU NG (Rear Burners)		2	2
Gas Top Burners, 12,000*BTU NG (Front Right)		1	1
Superburner, 15,000*BTU NG (Front Left)		1	1
*Ratings for Liquid Propane approx. 10% lower			
Power Ratings NG (BTUs)		43,000	58,000
Power Ratings LP (BTUs)		38,700	52,200
Power Ratings – Oven burner NG (BTUs)			16,000
Shipping Weight	275 lbs.	285 lbs.	295 lbs.
RANGE OVERALL DIMENSIONS			
30"W x 49"H x 28 ½"D (Plus 2" Handle) – Height to cooking surface is 36".			
All 220V ranges come with standard four wire range cords attached. NOTE: The new electrical standard (Jan. 98) requires that a four wire range cord be used in all new construction. Please advise if a three wire range cord is required (used only in existing construction). Electrical receptacle and gas piping should be installed in approximately the center of opening, 6 inches off the floor.			
STAINLESS STEEL WARMER (Becomes lower storage drawer when warmer not in use.)			
Located behind the drawer face. Heat settings from proofing (80°) to 225 degrees (F).	optional	optional	not available
Dimensions: 26 ¾ "W x 22 ½ "D x 5 ¾"H			

COLORS:

Northstar™ appliances feature tough powder-coated and Dupont™ automotive finishes. These paints are durable, fade-resistant and long-lasting, but care should be taken to avoid scratches. Polish with a soft cloth and window cleaner as required. Do not use abrasive cleansers on painted surfaces.

Colors may not be exactly as shown.

WARRANTY:

One year, for parts and labor. An additional four year warranty (five years total), parts only, applies to range / oven burners and elements, sealed refrigeration unit and microwave magnetron tube.

Totally Cool!

Give your kitchen the complete Northstar look, with our range hood, dishwasher panel and combination microwave oven/convection oven/grill.

Range hoods, microwaves and dishwasher panels are available in all of the great Northstar colors.

The Dishwasher Panels

Northstar dishwasher panels are available to fit a variety of fully integrated full-size (panel model) dishwashers or drawer dishwashers. Call Elmira or visit ElmiraStoveWorks.com for a list of compatible models.

1964 Single-Drawer Panel for KitchenAid™ Single-Drawer Dishwashers



1962 Double-Drawer Panels for KitchenAid™ Double-Drawer Dishwashers



1957 Panel for selected Fully Integrated Panel-Model Dishwashers
Dimensions: 30-5/16" H X 23-1/2" W, but panel will fit dishwashers with slightly smaller doors.

The Microwave

It's a microwave oven. It's a quick, efficient convection oven. It's a grill. Perfect as a microwave, extra baking oven or grill, or as a bar-area snack maker. With 1,000 watts of pure power and loaded with features, our Model 1953 1.2 cubic foot microwave oven is a "WOW!" way to complete your Northstar kitchen. Available in all the great Northstar colors, with stainless steel or color-matched sides.



The Range Hoods

Professional-quality Northstar range hoods feature high-powered, ultra-quiet four-speed fans and removable grease cups for easy clean-up. Dual 20-Watt halogen lights provide excellent task lighting for your range top.

Choose between recirculating and outside-vent models.



Model 1961 Recirculating Hood
150 / 200 / 330 / 400 cfm.

RANGE HOOD SPECIFICATIONS		
MODEL:	1959	1961
Type	Outside Vent	Recirculating
Width	29 3/4"	29 3/4"
Depth	22"	20 1/2"
Height	5 7/8"	5 7/8"
Fan	380, 560, 640, 720, & 800 cfm.	150, 200, 330, & 400 cfm.
Lights	2 Halogen	2 Halogen



Model 1959 Outside-vent Hood
380 / 560 / 640 / 720 / 800 cfm.
Model 1944 Matching Splashback.

The Splashback

Complete your Northstar color splash with the easy-clean Model 1944 Splashback. Mounts easily on the back wall between the range and hood - completes your color statement, and protects against splashes and stains. Dimensions: 29 3/4" wide X 32" high. Can be installed with or without chrome strips (included).

MICROWAVE SPECIFICATIONS	
MODEL:	1953
Type	Microwave / Convection / Grill
Width	22"
Depth	20"
Height	13.5"
Weight (shipping / net)	55 / 46 lb.
Electrical Input @ 120V:	13.0A, 1500 Watts

N O R T H S T A R



Elmira
Stove For true originals
Works

285 Union Street
Elmira, Ontario
N3B 3P1

Phone: (519) 669-1281
Toll Free: 800-295-8498
Fax: (519) 669-1774

ElmiraStoveWorks.com