

# All-Fuel Chimney System

**Ultra-Temp®**  
*All-Stainless Steel*

**Galva-Temp®**  
*Galvanized Exterior*




The Ultra-Temp All-Fuel Chimney system includes a variety of components to meet every installation requirement. These components may be combined in a wide variety of ways to solve almost any chimney installation problem.

- **Ultra-Temp® HT** – 5" – 8" I.D.
- **Ultra-Temp®** – 10", 12", 14" I.D.
- **Galva-Temp® HT** – 6" – 8" I.D.
- **Galva-Temp®** – 10", 12", 14" I.D.



# TABLE OF CONTENTS

	PAGE
<b>ULTRA-TEMP®/GALVA-TEMP® All-Fuel Chimney</b>	
Chimney Lengths .....	3
Tees & Elbows .....	5
Supports .....	6
Chimney Kits .....	10
Rain Caps & Storm Collar .....	11
Flashings .....	12
Shields .....	13
Stove Pipe Adapters .....	14
Accessories .....	14
Typical Chimney Installations .....	16

 <b>IMPORTANT</b> This catalog references ULTRA-TEMP/ GALVA-TEMP Chimney Systems with maximum test temperatures under Underwriters' Laboratories Safety Standard for Factory-Built Chimneys (UL®-103).	<b>ULTRA-TEMP® HT GALVA-TEMP® HT</b>		<b>ULTRA-TEMP® GALVA-TEMP®</b>	
	Diameter Sizes:	5", 6", 7" & 8"	Diameter Sizes:	10", 12", 14", 16", 18", 20", 22" & 24".
	Part Identification:	Letter UT and GT	Part Identification:	Letter U and G
	Clearances:	2" of airspace to Combustibles	Clearances:	2" of airspace to Combustibles
	Temperature Ratings:	2100°F (Maximum Test 10 min.) 1400°F (Maximum for 60 min.) 1000°F (Maximum Continuous Operating Temperatures)	Temperature Ratings:	1700°F (Maximum Test 10 min.) 1400°F (Maximum for 60 min.) 1000°F (Maximum Continuous Operating Temperatures)

The Selkirk Chimney System (SCS) is ideal for venting residential heating appliances burning wood, #2 oil, and natural and LP gas. They have been specifically designed for today's modern, high-efficiency "airtight" wood stoves. They are designed for gravity (natural draft), non-positive internal pressure venting only. The SCS is usable on any appliance having a power burner (such as an oil furnace) if that appliance operates with neutral or negative draft at its outlet. Non-residential appliances which may cause positive pressure in the chimney should use a Selkirk Commercial Model PS or IPS system.

**NOTE:** See separate catalog for Canadian installation.

## Framing / Supports:

All Selkirk Supports are designed to carry four times the combined weight of each system at maximum allowable height.

### FRAMING TABLE TO MAINTAIN 2" AIR SPACE CLEARANCE

CHIMNEY SIZE	5"	6"	7"	8"	10"	12"	14"
Ceiling or Finish Support	11-1/4" x 11-1/4"	12-1/4" x 12-1/4"	13-1/4" x 13-1/4"	14-1/4" x 14-1/4"	16-1/4" x 16-1/4"	18-1/4" x 18-1/4"	20-1/4" x 20-1/4"
Ceiling Penetrations	11" x 11"	12" x 12"	13" x 13"	14" x 14"	16" x 16"	18" x 18"	20" x 20"
Floor Openings	11" x 11"	12" x 12"	13" x 13"	14" x 14"	16" x 16"	18" x 18"	20" x 20"
Roof Openings	11" x 11"	12" x 12"	13" x 13"	14" x 14"	16" x 16"	18" x 18"	20" x 20"
Wall Openings	11" x 11"	12" x 12"	13" x 13"	14" x 14"	16" x 16"	18" x 18"	20" x 20"

\* All framing dimensions may be up to 1/2" more, but not less than the above values.  
Check support dimensions before using.

### SUPPORT TABLE MAX. HEIGHT

SUPPORT TYPE	PART NO.	SIZE	
		5", 6", 7", 8" FEET OF CHIMNEY	10", 12", 14" FEET OF CHIMNEY
Anchor Plate	AP	85	85
Finish Or Ceiling Support	FSP, CSP	50	50
Insulated Tee	IT	50	40
Wall Support Kit	WSK	See Sheet S-5	40
Roof Support (A)	RSP, RSK	30	30
Interior Resupport	IR	18	18
Support Box	SB	20	—

**NOTE:** (A) 20 feet of chimney may be suspended below a roof support with all joints securely threaded, using locking bands or screws.

Sloped ceilings and roofs will not have a square opening, but need to maintain 2". The table only works on flat roof +/- or ceiling penetrations.

Fax Orders Toll Free: 1.877.393.4145

Customer Service: 1.800.992.VENT (8368)

## Chimney Height Above Roof

Requirement #1: The chimney must extend not less than 3ft. above the highest point at which the chimney comes in contact with the roof  
Requirement #2: The chimney must extend not less than 2ft. above the highest roof surface or structure within a horizontal distance of 10ft.

**CHIMNEY HEIGHT CHART TO MEET THE 3, 2, 10 FOOT RULE ABOVE THE ROOF**

DISTANCE FROM PEAK	PITCH OF ROOF											
	1/12	2/12	3/12	3/12	5/12	6/12	7/12	8/12	9/12	10/12	11/12	12/12
CHIMNEY HEIGHT ABOVE ROOF (INCHES)												
10'	36	44	54	64	74	84	94	104	114	124	134	144
9'	36	42	51	60	69	78	87	96	105	114	123	132
8'	36	40	48	56	64	72	80	88	96	104	112	120
7'	36	38	45	52	59	66	73	80	87	94	101	108
6'	36	36	42	48	54	60	66	72	78	84	90	96
5'	36	36	39	44	49	54	59	64	69	74	79	84
4'	36	36	36	40	44	48	52	56	60	64	68	72
3'	36	36	36	36	39	42	45	48	51	54	57	60
2'	36	36	36	36	34	36	38	40	42	44	46	48
1'	36	36	36	36	36	36	36	36	36	36	36	36

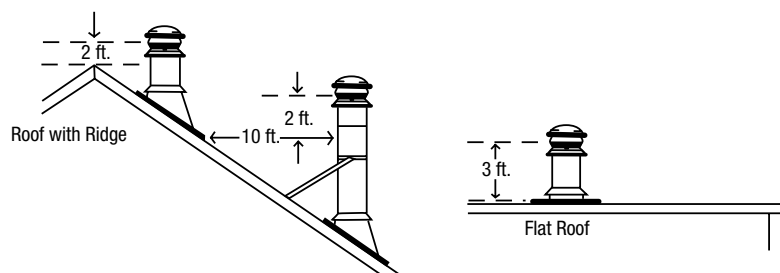
Step 1 = Multiply the upper part from the pitch of roof by the # of feet away from the peak

Step 2 = Add 24" to your calculation to meet requirement #2

Step 3 = Height of chimney required to extend above the roof line

\*Measurements in Grey highlights have been moved to 36" to meet requirement #1

The chimney must extend at least three feet above the highest point where it passes through the roof surface and at least two feet higher than any part of the building within a horizontal distance of ten feet.



## ULTRA-TEMP/GALVA-TEMP CHIMNEY LENGTHS

### Insulated Lengths

## GALVA-TEMP®

**Stainless steel inner and galvanized outer pipe**

#### GALVA-TEMP - TYPE HT

Size	Product No.	Part No.	A	B	C
6"	206006G	6GT-6	6"	6"	8"
	206009G	6GT-9	9"	6"	8"
	206018G	6GT-18	18"	6"	8"
	206036G	6GT-36	36"	6"	8"
	206148G	6GT-48	48"	6"	8"

#### GALVA-TEMP - TYPE HT

Size	Product No.	Part No.	A	B	C
8"	208006G	8GT-6	6"	8"	10"
	208009G	8GT-9	9"	8"	10"
	208018G	8GT-18	18"	8"	10"
	208036G	8GT-36	36"	8"	10"
	208148G	8GT-48	48"	8"	10"

#### GALVA-TEMP

Size	Product No.	Part No.	A	B	C
12"	212012G	12GT-12	12"	12"	14"
	212018G	12GT-18	18"	12"	14"
	212024G	12GT-24	24"	12"	14"
	212036G	12GT-36	36"	12"	14"

#### GALVA-TEMP - TYPE HT

Size	Product No.	Part No.	A	B	C
7"	207006G	7GT-6	6"	7"	9"
	207009G	7GT-9	9"	7"	9"
	207018G	7GT-18	18"	7"	9"
	207036G	7GT-36	36"	7"	9"
	207148G	7GT-48	48"	7"	9"

#### GALVA-TEMP

Size	Product No.	Part No.	A	B	C
10"	210012G	10GT-12	12"	10"	12"
	210018G	10GT-18	18"	10"	12"
	210024G	10GT-24	24"	10"	12"
	210036G	10GT-36	36"	10"	12"

#### GALVA-TEMP

Size	Product No.	Part No.	A	B	C
14"	214012G	14GT-12	12"	14"	16"
	214018G	14GT-18	18"	14"	16"
	214024G	14GT-24	24"	14"	16"
	214036G	14GT-36	36"	14"	16"

# ULTRA-TEMP/GALVA-TEMP CHIMNEY LENGTHS

## CHIMNEY PARTS GUIDE

The following section offers pictorial references, specifications and a brief description of major components to aid in the design of an Ultra-Temp - Type HT, Galva-Temp - Type HT, Ultra-Temp and Galva-Temp Chimney System.

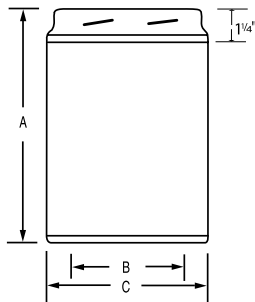


READ AND FOLLOW THE  
INSTALLATION INSTRUCTIONS  
WHEN INSTALLING ANY CHIMNEY  
SYSTEM.

### Insulated Lengths

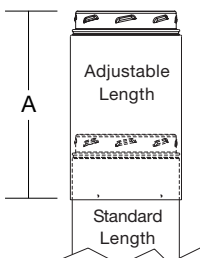
## ULTRA-TEMP®

### Stainless steel inner and outer pipe



#### Note:

All insulated pipe lengths are furnished with a Locking Band.



#### ULTRA-TEMP - TYPE HT

Size	Product No.	Part No.	A	B	C
5"	205006U	5UT-6	6"	5"	7"
	205009U	5UT-9	9"	5"	7"
	205012U	5UT-12	12"	5"	7"
	205018U	5UT-18	18"	5"	7"
	205036U	5UT-36	36"	5"	7"

#### ULTRA-TEMP - TYPE HT

Size	Product No.	Part No.	A	B	C
6"	206006U	6UT-6	6"	6"	8"
	206009U	6UT-9	9"	6"	8"
	206012U	6UT-12	12"	6"	8"
	206018U	6UT-18	18"	6"	8"
	206024U	6UT-24	24"	6"	8"
	206036U	6UT-36	36"	6"	8"
	206148U	6UT-48	48"	6"	8"

#### ULTRA-TEMP - TYPE HT

Size	Product No.	Part No.	A	B	C
7"	207006U	7UT-6	6"	7"	9"
	207009U	7UT-9	9"	7"	9"
	207012U	7UT-12	12"	7"	9"
	207018U	7UT-18	18"	7"	9"
	207024U	7UT-24	24"	7"	9"
	207036U	7UT-36	36"	7"	9"
	207148U	7UT-48	48"	7"	9"

#### ULTRA-TEMP ADJUSTABLE LENGTH

The adjustable length is adjustable from 2" to 9.5" installed. The most common applications for the adjustable length are in offset applications.

Product No.	Part No.	A
205011U	5UT-11AJ	12"
206011U	6UT-11AJ	12"
207011U	7UT-11AJ	12"
208011U	8UT-11AJ	12"

#### Note:

Adjustable lengths must be installed above a fixed length - they cannot be installed immediately above a support, tee or elbow.

#### ULTRA-TEMP - TYPE HT

Size	Product No.	Part No.	A	B	C
8"	208006U	8UT-6	6"	8"	10"
	208009U	8UT-9	9"	8"	10"
	208012U	8UT-12	12"	8"	10"
	208018U	8UT-18	18"	8"	10"
	208024U	8UT-24	24"	8"	10"
	208036U	8UT-36	36"	8"	10"
	208148U	8UT-48	48"	8"	10"

#### ULTRA-TEMP

Size	Product No.	Part No.	A	B	C
10"	210006U	10U-6	6"	10"	12"
	210009U	10U-9	9"	10"	12"
	210012U	10U-12	12"	10"	12"
	210018U	10U-18	18"	10"	12"
	210024U	10U-24	24"	10"	12"
	210036U	10U-36	36"	10"	12"

#### ULTRA-TEMP

Size	Product No.	Part No.	A	B	C
12"	212006U	12U-6	6"	12"	14"
	212009U	12U-9	9"	12"	14"
	212012U	12U-12	12"	12"	14"
	212018U	12U-18	18"	12"	14"
	212024U	12U-24	24"	12"	14"
	212036U	12U-36	36"	12"	14"

#### ULTRA-TEMP

Size	Product No.	Part No.	A	B	C
14"	214006U	14U-6	6"	14"	16"
	214009U	14U-9	9"	14"	16"
	214012U	14U-12	12"	14"	16"
	214018U	14U-18	18"	14"	16"
	214024U	14U-24	24"	14"	16"
	214036U	14U-36	36"	14"	16"



#### LOCKING BAND

Product No.	Part No.
205450	5T-LB
206450	6T-LB
207450	7T-LB
208450	8T-LB
210450	10S-LB
212450	12S-LB
214450	14S-LB

#### Note:

Locking Bands are pre-assembled with captured nut and screw.

For the length selector chart or other additional information, visit [www.selkirkcorp.com](http://www.selkirkcorp.com)

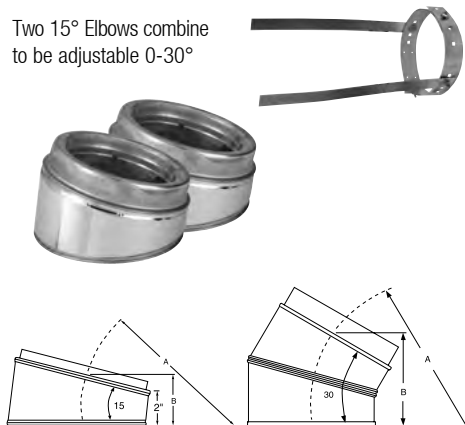
1.800.992.VENT (8368) • Fax Orders Toll Free 1.877.393.4145

# ULTRA-TEMP/GALVA-TEMP TEES AND ELBOWS

## 15°/30° Insulated Elbow Kits

15° Insulated Elbows can be used for fixed offsets of 15° slope or in pairs for offsets adjustable from 0° to 30° slope. The 30° Insulated Elbow in 5", 6", 7" and 8" sizes can be used for fixed offsets of 30° slope. Greater angles are prohibited by UL® Standard 103 and by the terms of the product listing.

Two 15° Elbows combine to be adjustable 0-30°



### ULTRA-TEMP-TYPE HT 15° EL KITS

Product No.	Part No.	A	B
205206	5T-EL 15 KIT	11 <sup>5</sup> / <sub>8</sub> "	3 <sup>1</sup> / <sub>8</sub> "
206206	6T-EL 15 KIT	11 <sup>5</sup> / <sub>8</sub> "	3 <sup>1</sup> / <sub>8</sub> "
207206	7T-EL 15 KIT	12 <sup>1</sup> / <sub>2</sub> "	3 <sup>3</sup> / <sub>8</sub> "
208206	8T-EL 15 KIT	12 <sup>3</sup> / <sub>8</sub> "	3 <sup>5</sup> / <sub>8</sub> "

### ULTRA-TEMP 15° EL KITS

Product No.	Part No.	A	B
210206	10S-EL 15 KIT	13 <sup>5</sup> / <sub>8</sub> "	3 <sup>9</sup> / <sub>16</sub> "
212206	12S-EL 15 KIT	14 <sup>5</sup> / <sub>8</sub> "	3 <sup>13</sup> / <sub>16</sub> "
214206	14S-EL 15 KIT	15 <sup>5</sup> / <sub>8</sub> "	4 <sup>1</sup> / <sub>8</sub> "

### ULTRA-TEMP-TYPE HT 30° EL KITS

Product No.	Part No.	A	B
205211	5T-EL 30 KIT	12 <sup>1</sup> / <sub>2</sub> "	6 <sup>1</sup> / <sub>4</sub> "
206211	6T-EL 30 KIT	12 <sup>1</sup> / <sub>2</sub> "	6 <sup>1</sup> / <sub>4</sub> "
207211	7T-EL 30 KIT	13 <sup>3</sup> / <sub>4</sub> "	7"
208211	8T-EL 30 KIT	14 <sup>3</sup> / <sub>4</sub> "	7 <sup>3</sup> / <sub>8</sub> "

### ULTRA-TEMP 30° EL KITS

Product No.	Part No.	A	B
210211	10S-EL 30 KIT	13 <sup>5</sup> / <sub>8</sub> "	7"
212211	12S-EL 30 KIT	14 <sup>5</sup> / <sub>8</sub> "	7 <sup>1</sup> / <sub>2</sub> "
214211	14S-EL 30 KIT	15 <sup>5</sup> / <sub>8</sub> "	8"

### GALVA-TEMP TYPE HT 15° EL

Product No.	Part No.	A	B
206206G	6GT-EL 15 KIT	13 <sup>5</sup> / <sub>8</sub> "	3 <sup>1</sup> / <sub>8</sub> "
207206G	7GT-EL 15 KIT	14 <sup>5</sup> / <sub>8</sub> "	3 <sup>3</sup> / <sub>8</sub> "
208206G	8GT-EL 15 KIT	15 <sup>5</sup> / <sub>8</sub> "	3 <sup>5</sup> / <sub>8</sub> "

### GALVA-TEMP TYPE HT 30° EL KITS

Product No.	Part No.	A	B
206211G	6GT-EL 30 KIT	12 <sup>1</sup> / <sub>2</sub> "	6 <sup>1</sup> / <sub>4</sub> "
207211G	7GT-EL 30 KIT	13 <sup>3</sup> / <sub>4</sub> "	7"
208211G	8GT-EL 30 KIT	14 <sup>3</sup> / <sub>4</sub> "	7 <sup>3</sup> / <sub>8</sub> "

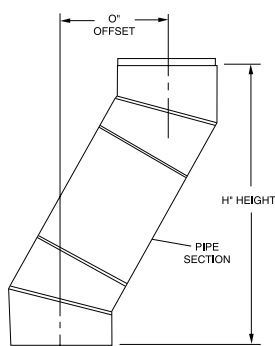
### GALVA-TEMP 30° EL KITS

Product No.	Part No.	A	B
210211G	10G-EL 30 KIT	13 <sup>5</sup> / <sub>8</sub> "	7"
212211G	12G-EL 30 KIT	14 <sup>5</sup> / <sub>8</sub> "	7 <sup>1</sup> / <sub>2</sub> "
214211G	14G-EL 30 KIT	15 <sup>5</sup> / <sub>8</sub> "	8"

**Note:** A 30 degree Elbow for 12" & 14" consists of two 15 degree Elbows.

**REQUIRED:** Locking Bands (2 packaged with each elbow kit) are to be used at each joint. Each offset must be resupported. Elbows rotate 360° to provide the exact orientation required. Insulated Elbows can be used at the same 2" airspace clearance as chimney sections.

## Chimney Offset Table



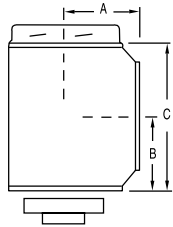
O = Offset; H = Height

Part No.	2 Elbows w/o Pipe		2 Elbows + 6" Section		2 Elbows + 9" Section		2 Elbows + 12" Section		2 Elbows + 18" Section		2 Elbows + 24" Section		2 Elbows + 36" Section		2 Elbows + 48" Section	
	O	H	O	H	O	H	O	H	O	H	O	H	O	H	O	H
5GT/UT - 15°	1.00	8.75	2.23	13.34	3.01	16.24	3.78	19.13	5.34	24.93	6.89	30.72	9.99	42.32	13.10	53.91
6GT/UT - 15°	0.88	7.63	2.10	12.21	2.88	15.11	3.66	18.01	5.21	23.80	6.76	29.60	9.87	41.19	12.97	52.78
7GT/UT - 15°	0.88	8.75	2.10	13.34	2.88	16.24	3.66	19.13	5.21	24.93	6.76	30.72	9.87	42.32	12.97	53.91
8GT/UT - 15°	1.00	8.25	2.23	12.84	3.01	15.74	3.78	18.63	5.34	24.43	6.89	30.22	9.99	41.82	13.10	53.41
5GT/UT - 30°	3.13	13.38	5.50	17.49	7.00	20.09	8.50	22.68	11.50	27.88	14.50	33.08	20.50	43.47	26.50	53.86
6GT/UT - 30°	3.00	12.50	5.38	16.61	6.88	19.21	8.38	21.81	11.38	27.01	14.38	32.20	20.38	42.59	26.38	52.99
7GT/UT - 30°	3.75	14.50	6.13	18.61	7.63	21.21	9.13	23.81	12.13	29.01	15.13	34.20	21.13	44.59	27.13	54.99
8GT/UT - 30°	3.63	14.50	6.00	18.61	7.50	21.21	9.00	23.81	12.00	29.01	15.00	34.20	21.00	44.59	27.00	54.99
10GT/UT - 15°	1.25	9.50	2.75	14.00	3.25	16.92	4.00	19.75	5.50	25.63	7.13	31.38	10.25	43.00	N/A	N/A
12GT/UT - 15°	1.00	7.72	2.23	12.31	3.01	15.21	3.78	18.10	5.33	23.90	6.88	29.69	9.99	41.28	N/A	N/A
14GT/UT - 15°	1.06	8.25	2.29	12.84	3.07	15.74	3.84	18.63	5.39	24.43	6.95	30.22	10.05	41.82	N/A	N/A

# ULTRA-TEMP/GALVA-TEMP TEES AND ELBOWS

## Insulated Tee

The Insulated Chimney Tee may be used to start chimneys indoors or outdoors using a Wall Support assembly or a masonry pier. A length of Insulated Chimney Pipe is attached to the Tee snout to pass safely through combustible walls. An Insulated Tee Cap is included which can be removed from bottom opening for inspection and cleanout.



### INSULATED TEE CAP ONLY

Product No.	Part No.
205102	5T-IP
206102	6T-IP
207102	7T-IP
208102	8T-IP
210102	10S-IP
212102	12S-IP
214102	14S-IP

### GALVANIZED TEE W/ INSULATED TEE CAP

Product No.	Part No.
206100G	6GT-IT
207100G	7GT-IT
208100G	8GT-IT

### STAINLESS INSULATED TEE WITH INSULATED TEE CAP - TYPE HT

Product No.	Part No.	A	B	C
205100	5T-IT	6 $\frac{1}{4}$ "	6 $\frac{1}{4}$ "	12 $\frac{1}{2}$ "
206100	6T-IT	6 $\frac{3}{8}$ "	6 $\frac{3}{8}$ "	12 $\frac{3}{4}$ "
207100	7T-IT	6 $\frac{7}{8}$ "	6 $\frac{7}{8}$ "	13 $\frac{3}{4}$ "
208100	8T-IT	7 $\frac{3}{8}$ "	7 $\frac{3}{8}$ "	14 $\frac{3}{4}$ "

### STAINLESS INSULATED TEE WITH INSULATED TEE CAP

Product No.	Part No.	A	B	C
210100	10S-IT	8 $\frac{3}{8}$ "	8 $\frac{3}{8}$ "	16 $\frac{3}{4}$ "
212100	12S-IT	9 $\frac{3}{8}$ "	9 $\frac{3}{8}$ "	18 $\frac{3}{4}$ "
214100	14S-IT	10 $\frac{3}{8}$ "	10 $\frac{3}{8}$ "	20 $\frac{3}{4}$ "

# ULTRA-TEMP/GALVA-TEMP SUPPORTS

## Roof Support Package

An ideal support assembly for freestanding fireplaces and open cathedral ceiling installations. Fits all roof pitches and requires only simple framing. Mounts easily on to top of roof through opening that allows 2" clearance. Maximum length of chimney which can be suspended below is 20' supported. Maximum total length is 30'.

The Roof Support Package (RSP) contains one 18" length of pipe, roof brackets and necessary hardware.

The roof brackets and hardware may be purchased without the pipe section by ordering a Roof Support Kit (RSK).

The brackets may be assembled to any standard pipe length at any desired height. Locking bands must be used at each pipe joint when installing either the RSP or RSK.

**NOTE:** Framing dimension for the installation of the RSK is identical to the RSP dimension.

### ULTRA-TEMP - TYPE HT

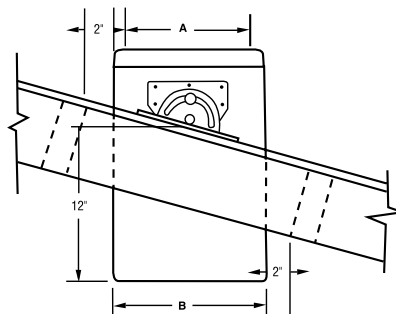
Product No.	Part No.	A	B	Framing
205420	5T-RSP	5"	7"	11" x t"
206420	6T-RSP	6"	8"	12" x t"
207420	7T-RSP	7"	9"	13" x t"
208420	8T-RSP	8"	10"	14" x t"

### ULTRA-TEMP

Product No.	Part No.	A	B	Framing
210420	10S-RSP	10"	12"	16" x t"
212420	12S-RSP	12"	14"	18" x t"
214420	14S-RSP	14"	16"	20" x t"

### GALVA-TEMP - TYPE HT

Product No.	Part No.	A	B	Framing
206420	6T-RSP	6"	8"	12" x t"
207420	7T-RSP	7"	9"	13" x t"
208420	8T-RSP	8"	10"	14" x t"



### ROOF SUPPORT KIT

Brackets and mounting hardware only

200420	RSK (works on all diameters)
--------	------------------------------


**Note:** "t" varies with slope.



# ULTRA-TEMP/GALVA-TEMP SUPPORTS

## Universal Roof Support Assembly

This new design gives you the flexibility of securing the 5", 6", 7" or 8" diameter chimney with a heavy duty band. The band allows you to slide the installed length vertically to properly position this section in the system. Installation requirements are the same as our standard RSP. The URSA can hold 30' of pipe total – up to 20' can be below.



### UNIVERSAL ROOF SUPPORT ASSEMBLY - 5"- 8" DIA. PIPE

Product No.	Part No.	A	B	C
200250	URSA	8"	Adjustable 7"-10"	5 3/4"

Brackets and mounting hardware with band

## Heavy Duty Universal Roof Brace Kit

The Universal Roof Brace Kit is designed to provide extra stability for the chimney system above roof line, and is required when the chimney extends over 5 feet above the roof. One kit should be used for every 5' of chimney. Includes telescoping legs that adjust from 5'-9' and a support band that adjusts to fit chimneys from 5"-10".

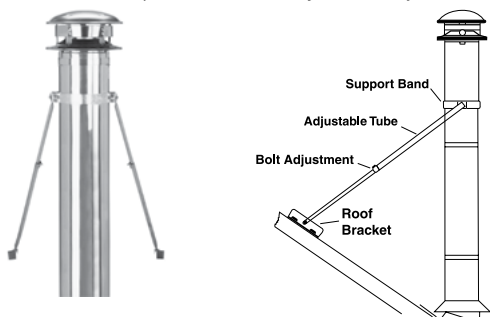


### HD UNIVERSAL ROOF BRACE KIT

Product No.	Part No.	Size	Per Carton
0843900	HDRBK	5"-10"	1

## Roof Brace Kit

A Roof Brace Kit can be used whenever there is a need to stabilize the chimney above the roof level. The Roof Brace Kit should be used at a midpoint on the chimney. Braces adjust from 4' to 6'.



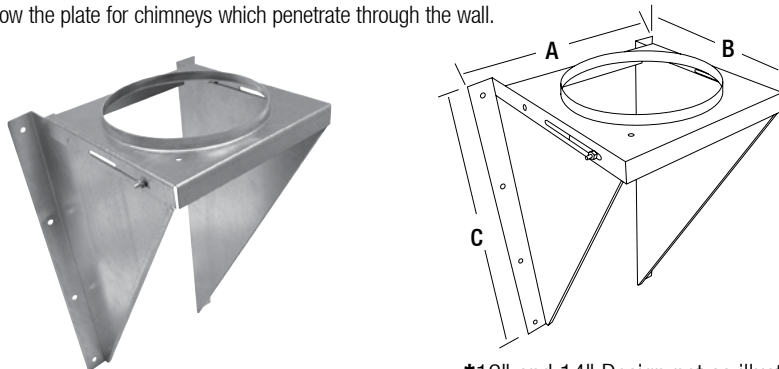
### ROOF BRACE KITS REQUIREMENTS

Product No.	Part No.	Dia. Pipe
up to 4'	None	
5' to 10'	1	
over 10'	1 every 5'	

Product No.	Part No.	Dia. Pipe
206440	6T-RBK	6"
207440	7T-RBK	7"
208440	8T-RBK	8"

## Wall Support Kit – Now Supports 60 Vertical Feet at 2" from Wall.

The Type HT Wall Support Kit has been tested for use fully enclosed and has been designed in 5", 6", 7" and 8" sizes to carry up to 60' of height. The capacity of the larger sizes, 10", 12" and 14", is 40' of chimney. The Wall Support is intended for use with the Insulated Tee as an interior or exterior support where the chimney has a lateral connection. It is also useful where the pipe connection passes through a combustible interior or exterior wall. Braces may be fastened to the wall either above or below the plate for chimneys which penetrate through the wall.



\*12" and 14" Design not as illustrated.


Product No.	Part No.	A	B	C
205430	5T-WSK	12"	10 5/8"	18 7/8"
206430	6T-WSK	12"	10 5/8"	18 7/8"
207430	7T-WSK	13"	11 5/8"	20 1/2"
208430	8T-WSK	14"	12 5/8"	21 7/8"
210430	10S-WSK	16"	14 5/8"	25 1/4"
212430*	12S-WSK	19"	16 1/2"	22"
214430*	14S-WSK	21"	18 1/2"	27"

**Note:** 5"-10" will allow for an adjustment of 2" to 6" from a vertical wall. 12" and 14" are non-adjustable at 2" from a vertical wall.

# ULTRA-TEMP/GALVA-TEMP SUPPORTS

## Universal Wall Support / Resupport Assembly

Designed to support a vertical wall installation above the tee or above an offset. It can also serve as an intermediate support. This universal design will work on 5", 6", 7" and 8" diameters.



### UNIVERSAL WALL SUPPORT/ RESUPPORT ASSEMBLY

Product No.	Part No.	Size
200260	UWRSA	5" - 8" Dia. Pipe

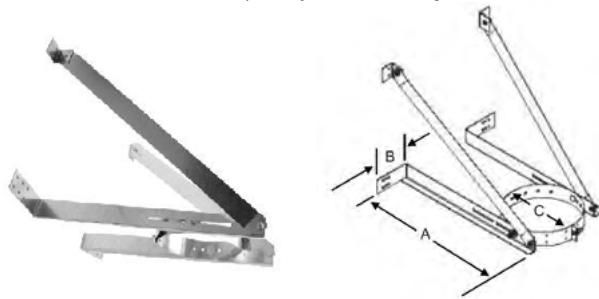
### VERTICAL SUPPORT CHART

Diameter	Height of Support (FT.)
5"	29'
6"	28'
7"	25'
8"	20'

**4" of horizontal adjustability on 6" diameter pipe**

## Universal Extended Wall Support

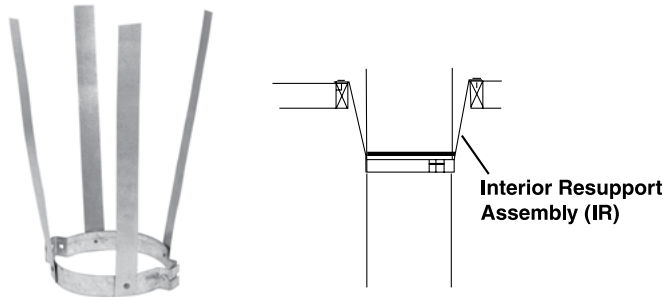
Designed to support a vertical wall installation above the insulated tee, the Universal Extended Wall Support can support up to 28 feet of chimney. It adjusts up to 12" from the vertical wall and can pass by a 12" overhang.



Product No.	Size	A	B	C	Pack
0805900	5"-8"	22"	5"	8"-10"	1

## Interior Resupport

Interior resupport assembly allows for two different methods of chimney resupport. The first method is used at the immediate section of chimney above the upper elbow of an offset. With the appropriate Fire Stop/Joist Shield (JS) in place, clamp the support band around chimney and attach with 6 sheet metal screws. The second means of support is used primarily when the immediate sections of the upper offset do not pass through a joist area and resupport is necessary. The Support Band is clamped around the chimney immediately below a Locking Band. In both methods, the straps are nailed to suitable framing at 2" clearance. The 18' limit of supportable chimney length applies.



Dia.	Product No.	Part No.
5"	205435	5T-IR
6"	206435	6T-IR
7"	207435	7T-IR
8"	208435	8T-IR
10"	210435	10S-IR
12"	212435	12S-IR
14"	214435	14S-IR

**Note:** Straps measure 17 1/2".

## Universal Interior Resupport

Incorporates the flexibility to work on 5", 6", 7" and 8" diameters and is an excellent method for resupporting chimney systems that have offsets or vertical runs that require additional support (up to 18').



Product No.	Part No.	Size
200230	UIRA	5" - 8" Dia. Pipe

**Note:** Straps measure 18".

## Tee Cap Retainer

The Universal Tee Cap Retainer secures the tee cap on the bottom side of an Insulated Tee. It can adjust to fit all chimneys ranging from 5"-8" in diameter. Required when Insulated Tee is suspended below a Universal Wall Support or Universal Extended Wall Support. Tee Cap Retainer is used when Insulated Tee is suspended below a Universal Wall Support or Universal Extended Wall Support



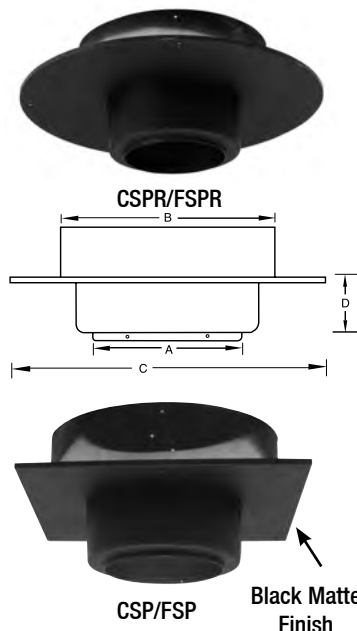
Product No.	Part No.	Size
2002530	UTCR	6"-8"



# ULTRA-TEMP/GALVA-TEMP SUPPORTS

## Ceiling Supports

The Finish Support Package (FSP) is available with a square trim plate in 6", 7" and 8" sizes. The FSPR has a round trim plate and is available in a 6" or 8" size. The Ceiling Support (CSP) in 10" size is unpainted on the back and comes with a square trim plate only. With proper framing, all ceiling supports assure at least 2" minimum clearance to combustibles at the support level and can carry up to 50' of vertical chimney height.



### ROUND CEILING SUPPORT

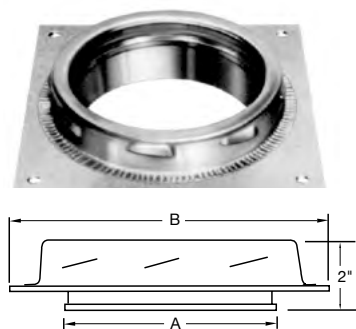
		O.D.	Framing Dimensions	Round Plate Dimensions	From Ceiling
Product No.	Part No.	Dim "A"	Dim "B"	Dim "C"	Dim "D"
205411	5T-CSPR	5¼"	11¼" x 11¼"	17"	3½"
206411	6T-CSPR	6¼"	12¼" x 12¼"	19"	3½"
207411	8T-FSPR	8¼"	14¼" x 14¼"	22"	3½"

### SQUARE CEILING SUPPORT

		O.D.	Framing Dimensions	Round Plate Dimensions	From Ceiling
Product No.	Part No.	Dim "A"	Dim "B"	Dim "C"	Dim "D"
206410	6T-FSP	6¼"	11¼" x 11¼"	14¼"	3½"
207410	7T-FSP	7¼"	12¼" x 12¼"	15¼"	3½"
208410	8T-FSP	8¼"	14¼" x 14¼"	16¼"	3½"
210415	10S-CSP	10¼"	16¼" x 16¼"	18½"	3½"

## Anchor Plate

The Anchor Plate provides a secure attachment for the chimney to smoke chamber outlet on masonry fireplaces, reducing footing loads and speeding construction. Stainless steel and heavy gauge steel construction for long life. Retains chimney with a twist-lock connection.



### ANCHOR PLATE

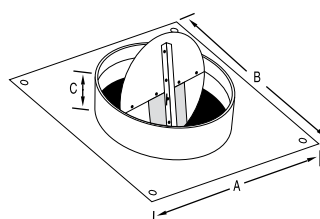
Prod. No.	Part No.	A	B
206400	6T-AP	6"	9¼"
207400	7T-AP	7"	10¼"
208400	8T-AP	8"	11¼"
210400	10S-AP	10"	13¼"
212400	12S-AP	12"	15¼"
214400	14S-AP	14"	17¼"

## Anchor Plate with Damper

Now when installing Selkirk's large diameter chimney on a masonry fireplace, you can use our new Anchor Plate with an easy operating, built-in damper. Also includes a 6' rope wire for easy operation of damper.

### ANCHOR PLATE W/DAMPER

Product No.	Part No.	A	B	C
210404	10S-APD	16"	16"	5⅞"
212404	12S-APD	18"	18"	5⅞"
214404	14S-APD	20"	20"	5⅞"

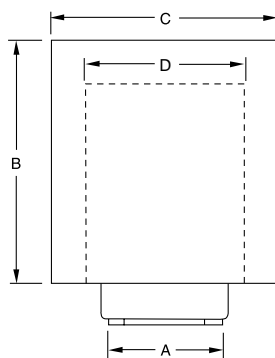


## Support Box / Cathedral Ceiling / Mobile Home Support

The Support Box is intended for use when installing chimney in an A-frame, in a mobile home or in a ceiling under a narrow section of roof. It provides a finished installation at the ceiling level and will support up to 20' of 6", 7" or 8" diameter chimney. The part also provides shielding from insulation when installed in an unoccupied attic space. The Support Box assembly is comprised of a black box designed for installation inside 16" O.C. joists, a cylindrical shield, support bucket, ceiling trim and four screws.



Black Matte Finish



Product No.	Part No.	A	B	C	D
206424	6T-SB	6¼"	24"	14¼"	10"
207424	7T-SB	7¼"	24"	14¼"	11"
208424	8T-SB	8¼"	24"	14¼"	12"

**Note:** Add SUSI to this part for increased performance and safety. (See Pg. 11)

# ULTRA-TEMP/GALVA-TEMP CHIMNEY TERMINATION KITS

## Roof Termination Kit (RTK)

Includes the basic components for a standard installation.  
Contents: CT, AF-6 & SC



Product No.	Part No.	Dia.	Description
206600	6T-RTK	6"	Roof Termination Kit (2/12 - 6/12)
208600	8T-RTK	8"	Roof Termination Kit (2/12 - 6/12)

## ULTRA-TEMP HT CHIMNEY KITS

Three basic Chimney Kits designed around one of the standard support systems. Select the kit that is right for your installation along with the required insulated pipe sections and you'll have what you need to complete most installations.

### Flat Ceiling Support Kit (FCK)

Provides the support package and termination parts for a chimney that is supported by a flat ceiling, passes through an attic area and penetrates the roof. Just add Pipe Lengths and the Flat Ceiling Support Kit (FCK) has all necessary parts for complete installation. However, depending upon your roof design and the position of your chimney on the roof, it may be necessary to install a Roof Brace Kit to provide required support for your chimney above the roof.

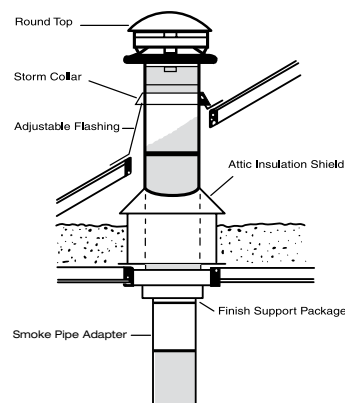
An Attic Insulation Shield is a required part of the installation even if you have no insulation in the area where your chimney passes through the attic. The only exception to this AIS installation is if you install a full enclosure around the chimney in the attic area at the minimum 2" clearance.

Product No.	Part No.	Dia.	Description
206620	6T-FCK	6"	Flat Ceiling Support Kit
208620	8T-FCK	8"	Flat Ceiling Support Kit



**Contents:**  
Round Top  
Attic Insulation Shield  
Storm Collar  
Finish Support Pkg.  
Adjustable Flashing  
Stove Pipe Adapter

CT  
AIS  
SC  
FSP  
AF-6  
DSAC



### Pitched Ceiling Support Kit (PCK)

For installation of a chimney in a cathedral or pitched ceiling such as standard A-Frame construction.

The Pitched Ceiling Support Kit provides all necessary parts for a complete installation with the exception of the required Insulated Pipe Lengths and Adjustable Flashing (AF). Selection of the Adjustable Flashing is determined by the pitch of your roof as explained on page 10.

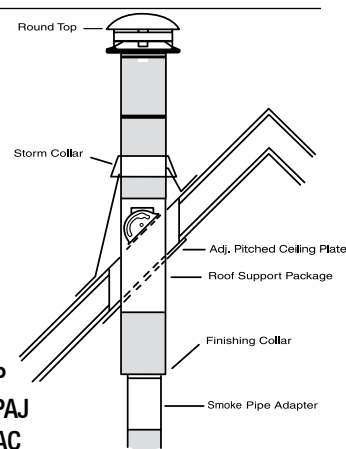
In calculating the number of insulated Pipe Lengths your chimney run requires, note that the Roof Support Package (RSP) comes with one 18" pipe length as part of the support.

Product No.	Part No.	Dia.	Description
206621	6T-PCK	6"	Pitched Ceiling Support Kit
208621	8T-PCK	8"	Pitched Ceiling Support Kit



**Contents:**  
Round Top  
Storm Collar  
Finishing Collar  
Roof Support Pkg.  
Adj. Pitch Ceiling Plate (0/12 to 6/12)  
Stove Pipe Adapter

CT  
SC  
FC  
RSP  
PCPAJ  
DSAC



### Thru-the-Wall Support Kit (TWK)

For a wall-supported chimney system with a horizontal length passing through an exterior wall, connecting to a Tee and running vertically up the exterior wall to termination above the roof line. The Thru-the-Wall Support Kit provides all necessary parts for a complete installation with the exception of required Insulated Pipe Lengths to reach your desired chimney height.

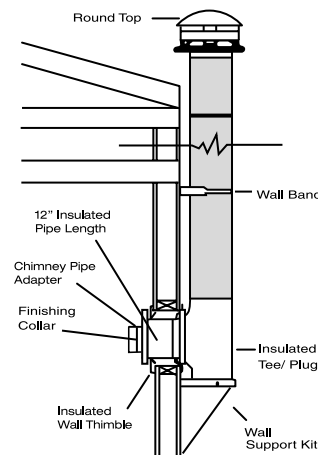
One Wall Band (WB) is included in the kit. Additional Wall Bands could be required if your vertical chimney run is more than 16' high. In the event that your vertical chimney run penetrates the roof eave, your installation could also require an Adjustable Flashing (AF) and Storm Collar (SC).

Product No.	Part No.	Dia.	Description
206622	6T-TWK	6"	Thru-the-Wall Support Kit
208622	8T-TWK	8"	Thru-the-Wall Support Kit



**Contents:**  
Round Top  
12" Insulated Pipe Length  
Wall Band  
Insulated Tee/Plug  
Finishing Collar  
Wall Support Kit  
Chimney Pipe Adapter  
Insulated Wall Thimble

CT  
T-12  
WB  
IT  
FC  
WSK  
CPA  
IWT



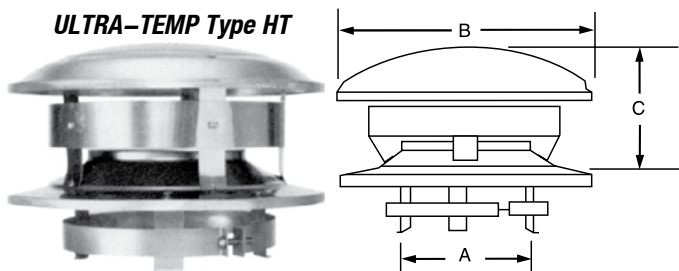
**USE DSP STOVE PIPE FOR OPTIMUM SYSTEM PERFORMANCE**

# ULTRA-TEMP/GALVA-TEMP RAIN CAPS/STORM COLLAR

## Round Top

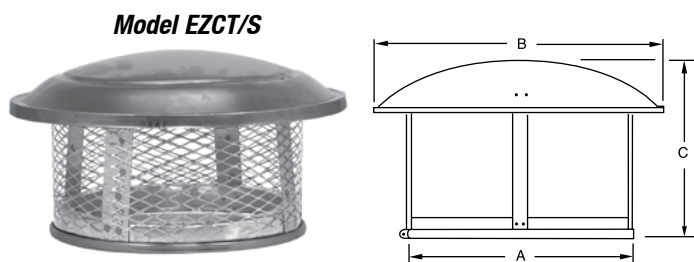
Part of the chimney system roof assembly, the Round Top is designed with a dome to exclude rain and leaves, and a lower skirt to deflect wind for proper chimney draft. In the Type HT Chimney (5", 6", 7" and 8" sizes), the Round Top is designed with three legs that slide down over the outside of the chimney. A cinch band is then positioned over the legs and tightened to hold the top firmly in place. This design makes cap removal for cleaning a breeze.

In the ULTRA-TEMP and GALVA-TEMP chimney (10", 12" and 14" sizes), the Round Top is designed with a squeeze collar that fits inside the chimney pipe. The squeeze collar expands as a set screw is tightened to hold the top firmly in place.



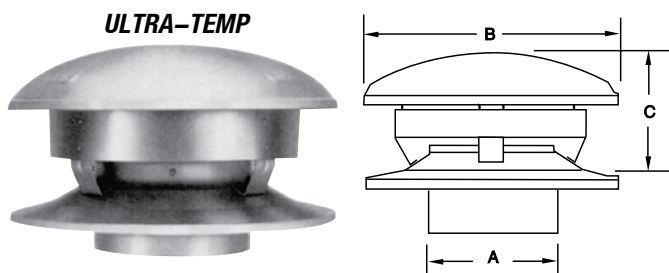
### ULTRA-TEMP-TYPE HT

Product No.	Part No.	A	B	C
205800	5T-CT	7"	10"	5"
206800	6T-CT	8"	12"	5½"
207800	7T-CT	9"	14"	6¼"
208800	8T-CT	10"	16"	7"



### MODEL EZCT/S

Product No.	Part No.	A	B	C
210804	10S-EZCTS	12"	16"	10"
212804	12S-EZCTS	14"	20"	12"
214804	14S-EZCTS	16"	20"	12"



### ULTRA-TEMP

Product No.	Part No.	A	B	C
210800	10S-CT	10"	20"	8½"
212800	12S-CT	12"	24"	10"
214800	14S-CT	14"	28"	11½"

### 5", 10-14"



### 6"-8"



The Spark Arrestor is a diamond mesh stainless steel screen that can be field installed on our CT round tops.

### SPARK ARRESTORS

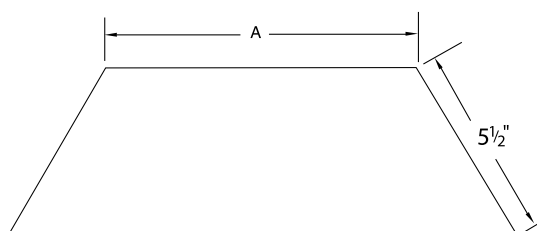
Product No.	Part No.	Dia.
205790	5T-SA	5"
210790	10T-SA	10"
212790	12T-SA	12"
214790	14T-SA	14"

### UNIVERSAL SPARK ARRESTORS

Product No.	Part No.	Dia.
206791	6T-USA	6"
207791	7T-USA	7"
208791	8T-USA	8"

## Storm Collar

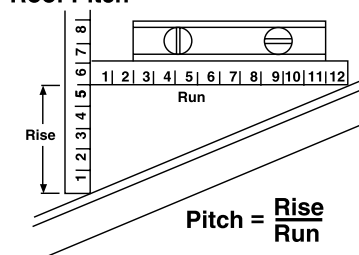
The Storm Collar is designed to fit on the round chimney pipe just above the roof flashing. The upper edge of the Storm Collar should be waterproofed with silicone sealer to prevent any water from leaking between the Storm Collar and chimney pipe.



Product No.	Part No.	A
206810	5/6T-SC	8"
208810	7/8T-SC	10"
Product No.	Part No.	A
210810	10S-SC	12"
212810	12S-SC	14"
214810	14S-SC	16"

# ULTRA-TEMP/GALVA-TEMP FLASHINGS

## Roof Pitch



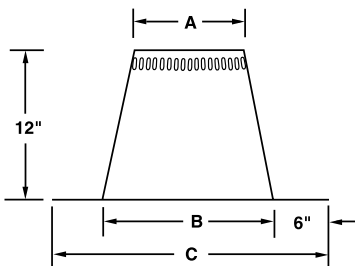

## Flashings for Various Roof Pitches

Flashings are used to seal the opening where the chimney penetrates the roof to divert rain and snow down from the roof and away from the chimney system.

A series of adjustable flashings are available depending on your roof pitch. A flat and low pitch flashing is used to seal flat and low pitch roof (up to 2/12 pitch) openings.

To determine your roof pitch, measure the number of inches from the end of a level ruler down to the roof. This is the rise for 12" of run. A rise of 5" is a 5/12 pitch. .4", a 4/12 pitch, etc.

## Flat and Low Pitch Flashing (0 To 2/12 Pitch)



### 0 TO 2/12 PITCH

Product No.	Part No.	A	B	C	D
206815	6T-TF	8 $\frac{1}{8}$ "	12"	24 $\frac{3}{4}$ "	21"
207815	7T-TF	9 $\frac{1}{8}$ "	15 $\frac{3}{4}$ "	27 $\frac{3}{4}$ "	24"
208815	8T-TF	10 $\frac{1}{8}$ "	15 $\frac{3}{4}$ "	27 $\frac{3}{4}$ "	24"
210815	10S-TF	12 $\frac{1}{8}$ "	17 $\frac{3}{4}$ "	29 $\frac{3}{4}$ "	29 $\frac{3}{4}$ "
212815	12S-TF	14 $\frac{1}{8}$ "	20"	32"	32"
214815	14S-TF	16 $\frac{1}{8}$ "	22 $\frac{3}{4}$ "	34 $\frac{3}{4}$ "	34 $\frac{3}{4}$ "

**Note:** All TF flashings come with a roof shield set.

## Adjustable Flashing

Safety Vents on all Flashings

### 2/12 TO 6/12 PITCH

Product No.	Part No.	A	B	C	D
206825	6TAF-6	8 $\frac{1}{8}$ "	16 $\frac{1}{2}$ "	28 $\frac{1}{2}$ "	24"
207825	7TAF-6	9 $\frac{1}{8}$ "	16 $\frac{1}{2}$ "	28 $\frac{1}{2}$ "	24"
208825	8TAF-6	10 $\frac{1}{8}$ "	19 $\frac{1}{8}$ "	31 $\frac{1}{8}$ "	27"
210825	10SAF-6	12 $\frac{1}{8}$ "	19 $\frac{1}{8}$ "	31 $\frac{1}{8}$ "	27"
212825	12SAF-6	14 $\frac{1}{8}$ "	19 $\frac{1}{8}$ "	36 $\frac{3}{8}$ "	36"
214825	14SAF-6	16 $\frac{1}{8}$ "	19 $\frac{1}{8}$ "	36 $\frac{3}{8}$ "	36"

### 6/12 TO 12/12 PITCH

Product No.	Part No.	A	B	C	D
206830	6TAF-12	8 $\frac{1}{8}$ "	19 $\frac{1}{8}$ "	31 $\frac{1}{8}$ "	27"
207830	7TAF-12	9 $\frac{1}{8}$ "	19 $\frac{1}{8}$ "	31 $\frac{1}{8}$ "	27"
208830	8TAF-12	10 $\frac{1}{8}$ "	19 $\frac{1}{8}$ "	31 $\frac{1}{8}$ "	27"
210830	10SAF-12	12 $\frac{1}{8}$ "	25 $\frac{1}{2}$ "	37 $\frac{1}{2}$ "	36"
212830	12SAF-12	14 $\frac{1}{8}$ "	28 $\frac{1}{2}$ "	40 $\frac{1}{2}$ "	36"
214830	14SAF-12	16 $\frac{1}{8}$ "	31 $\frac{1}{2}$ "	43 $\frac{1}{2}$ "	36"

### 12/12 TO 24/12 PITCH

Product No.	Part No.	A	B	C	D
206835	6TAF-24	8 $\frac{1}{8}$ "	28 $\frac{3}{4}$ "	40 $\frac{3}{4}$ "	24"
207835	7TAF-24	9 $\frac{1}{8}$ "	31 $\frac{1}{4}$ "	43 $\frac{3}{4}$ "	24"
208835	8TAF-24	10 $\frac{1}{8}$ "	33 $\frac{3}{8}$ "	45 $\frac{3}{8}$ "	24"

### 24/12 TO 36/12 PITCH

Product No.	Part No.	A	B	C	D
206840	6TAF-36	8 $\frac{1}{8}$ "	41 $\frac{1}{4}$ "	53 $\frac{3}{4}$ "	24"
207840	7TAF-36	9 $\frac{1}{8}$ "	44 $\frac{1}{8}$ "	56 $\frac{1}{4}$ "	24"
208840	8TAF-36	10 $\frac{1}{8}$ "	47 $\frac{3}{4}$ "	59 $\frac{3}{4}$ "	24"

**Note:** For 5" chimney use 6" Selkirk Flashing with 5/6" storm collar.


All Flashings have .025 Aluminium Bases.



## UNIVERSAL RUBBER BOOT FLASHING KIT UP TO 12/12 PITCH

Product No.	Part No.	Description
200275	URBAK	For 5"-8" diameter chimney

**Note:** Used for installations on corrugated roofs flat to 12/12 pitch except for 8" chimney where 10/12 is max pitch. Kit includes rubber boot (23 $\frac{3}{8}$ " x 21 $\frac{1}{2}$ " ), spacers kit, special storm collar and mounting screws.



## UNIVERSAL METAL ROOF FLASHING KIT

Product No.	Part No.
200280	URFK

**Note:** Used in conjunction with a standard Selkirk Flashing to seal the opening when penetrating a corrugated metal roof. **Flashing sold separately.**

## Dead Soft Flashing 2/12 TO 6/12 PITCH

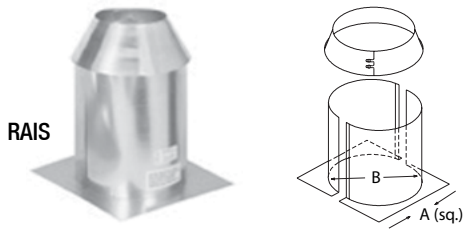
Product No.	Part No.	A	B	C	D
206845	6T-AF6D	8 $\frac{1}{8}$ "	16 $\frac{1}{2}$ "	30"	33"
207845	7T-AF6D	9 $\frac{1}{8}$ "	16 $\frac{1}{2}$ "	30"	33"
208845	8T-AF6D	10 $\frac{1}{8}$ "	19 $\frac{1}{8}$ "	30"	33"

**Note:** Dead Soft Aluminum base is designed to be molded to uneven roof surfaces.

# ULTRA-TEMP/GALVA-TEMP SHIELDS

## Attic Insulation Shield

The Attic Insulation Shield is required to guard against the hazard of blown-in or blanket insulation occupying the required 2" airspace around the chimney.

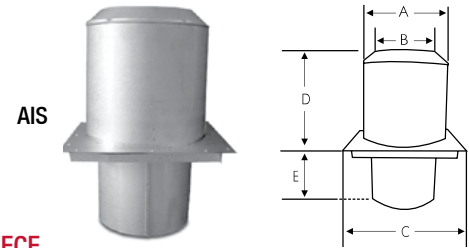


### TWO PIECE

The RAIS is used for retro-fit applications.

Product No.	Part No.	A	B
205491	5T-RAIS	16" x 16"	11"
206491	6T-RAIS	16" x 16"	12"
207491	7T-RAIS	16" x 16"	13"
208491	8T-RAIS	16" x 16"	14"
210491	10T-RAIS	18" x 18"	16"

**Note:** Add SUSI to this part for increased performance and safety. (See below.)




### ONE PIECE

The AIS is used for new installations and includes a built-in drop-down joint shield.

Product No.	Part No.	A	B	C	D	E
205490	5T-AIS	11"	7"	13"	11 <sup>13</sup> / <sub>16</sub> "	8 <sup>1</sup> / <sub>2</sub> "
206490	6T-AIS	12"	8"	14"	11 <sup>13</sup> / <sub>16</sub> "	8 <sup>1</sup> / <sub>2</sub> "
207490	7T-AIS	13"	9"	15"	11 <sup>13</sup> / <sub>16</sub> "	8 <sup>1</sup> / <sub>2</sub> "
208490	8T-AIS	14"	10"	16"	11 <sup>13</sup> / <sub>16</sub> "	8 <sup>1</sup> / <sub>2</sub> "
210490	10S-AIS	16"	12"	18"	14"	8 <sup>1</sup> / <sub>2</sub> "

## Insulated Wall Thimble

Our Insulated Wall Thimble installs quickly and eliminates the need for using individual firestops. Interior plate has black matte finish. The round shielding acts as a radiation shield and provides the required 2" airspace clearance to combustibles. The two sections telescope to accommodate 6" to 11" wall thickness.

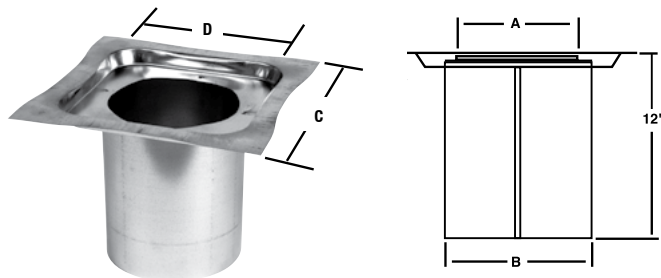


Product No.	Part No.	A	B	Opening Required
205463	5T-IWT	17"	16"	11 <sup>1</sup> / <sub>8</sub> " x 11 <sup>1</sup> / <sub>8</sub> "
206463	6T-IWT	19"	16"	12 <sup>1</sup> / <sub>8</sub> " x 12 <sup>1</sup> / <sub>8</sub> "
207463	7T-IWT	21"	16"	13 <sup>1</sup> / <sub>8</sub> " x 13 <sup>1</sup> / <sub>8</sub> "
208463	8T-IWT	22"	16"	14 <sup>1</sup> / <sub>8</sub> " x 14 <sup>1</sup> / <sub>8</sub> "
210463	10S-IWT	24"	18 <sup>3</sup> / <sub>4</sub> "	16 <sup>1</sup> / <sub>8</sub> " x 16 <sup>1</sup> / <sub>8</sub> "
212463	12S-WT	20"	20"	18 <sup>1</sup> / <sub>8</sub> " x 18 <sup>1</sup> / <sub>8</sub> "
214463	14S-WT	24"	24"	20 <sup>1</sup> / <sub>8</sub> " x 20 <sup>1</sup> / <sub>8</sub> "

**Note:** 12" and 14" are non-insulated. Add SUSI to this part for increased performance and safety. (See below.)

## Firestop / Joist Shield

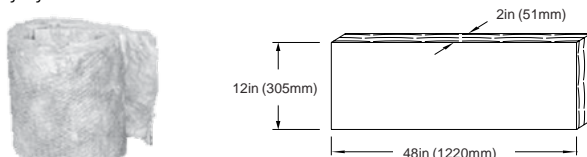
Used in floor/ceiling penetrations other than those which include a ceiling support. Not required when passing through roof.



Product No.	Part No.	Dia.	A	B	C	D
205465	5T-JS	5"	7 <sup>7</sup> / <sub>8</sub> "	9"	13"	11"
206465	6T-JS	6"	8 <sup>7</sup> / <sub>8</sub> "	10"	14"	12"
207465	7T-JS	7"	9 <sup>7</sup> / <sub>8</sub> "	11"	15"	13"
208465	8T-JS	8"	10 <sup>7</sup> / <sub>8</sub> "	12"	16"	14"
210465	10S-JS	10"	12 <sup>7</sup> / <sub>8</sub> "	14"	18"	16"
212465	12S-JS	12"	14 <sup>7</sup> / <sub>8</sub> "	16"	20"	18"
214465	14S-JS	14"	16 <sup>7</sup> / <sub>8</sub> "	18"	22"	20"

## SUSI (Selkirk Universal Shielding Insulation)

Optional insulation for use with the Support Box, Attic Insulation Shield and Insulated Wall Thimble. The SUSI protects building materials against radiant heat from the chimney and helps maintain temperatures within the chimney system. The SUSI also stops air infiltration into the dwelling. The only insulation approved for use with the Selkirk Chimney System.



### UNIVERSAL

Product No.	Part No.
200001	SUSI



# ULTRA-TEMP/GALVA-TEMP STOVE PIPE ADAPTERS

## Dripless Stove Pipe Adapters

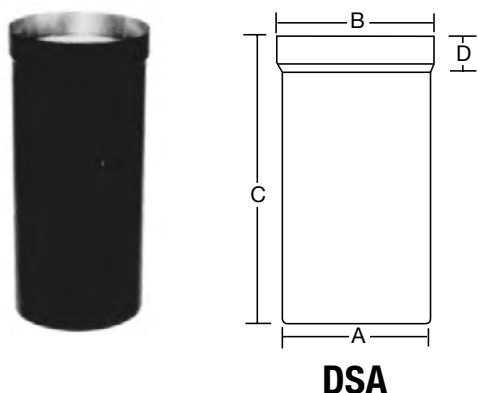
Dripless Stove Pipe Adapters are used to connect single wall stove pipe to Selkirk Chimney Systems (SCS). Dripless Stove Pipe Adapters are designed to slip inside single wall stove pipe to contain any creosote dripping down the chimney to inside the stove pipe. There are two Dripless Stove Pipe Adapters:

**Dripless Stove Pipe Adapter (DSA)** – For use in retrofit installations, this part can be installed from below an SCS Finish Ceiling Support and secured with screws.

### DRIPLESS STOVE PIPE ADAPTER

Product No.	Part No.	A	B	C	D
206242	6T-DSA	5 <sup>15</sup> / <sub>16</sub> "	6 <sup>7</sup> / <sub>32</sub> "	15 <sup>3</sup> / <sub>4</sub> "	1 <sup>5</sup> / <sub>8</sub> "
207242	7T-DSA	6 <sup>15</sup> / <sub>16</sub> "	7 <sup>7</sup> / <sub>32</sub> "	15 <sup>3</sup> / <sub>4</sub> "	1 <sup>5</sup> / <sub>8</sub> "
208242	8T-DSA	7 <sup>15</sup> / <sub>16</sub> "	8 <sup>7</sup> / <sub>32</sub> "	15 <sup>3</sup> / <sub>4</sub> "	1 <sup>5</sup> / <sub>8</sub> "

**Note:** DSA is 316 Stainless Steel.

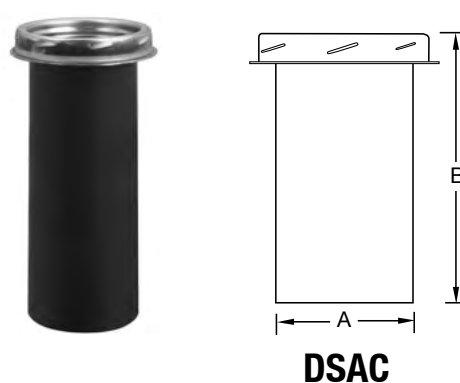


**Dripless Stove Pipe Adapter w/Coupler (DSAC)** – For use in new installations, this part can be installed by twist-locking the coupler on the DSAC into the first section of SCS chimney.

### DRIPLESS SMOKE PIPE ADAPTER W/COUPLER

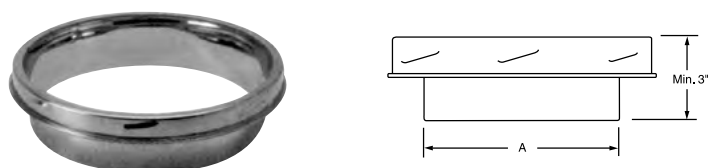
Product No.	Part No.	A	B
206240	6T-DSAC	5 <sup>15</sup> / <sub>16</sub> "	15 <sup>3</sup> / <sub>4</sub> "
207240	7T-DSAC	6 <sup>15</sup> / <sub>16</sub> "	15 <sup>3</sup> / <sub>4</sub> "
208240	8T-DSAC	7 <sup>15</sup> / <sub>16</sub> "	15 <sup>3</sup> / <sub>4</sub> "

**Note:** DSAC is 430 Stainless Steel.



## Chimney Pipe Adapter

The Chimney Pipe Adapter is used to connect SCS to either Double Wall or Single Wall Stove Pipe. The 6" and 8" CPA provide proper connection to Selkirk Model DSP.



### CHIMNEY PIPE ADAPTER

Product No.	Part No.	A
205240	5T-CPA	4 <sup>15</sup> / <sub>16</sub> "
256240*	6T-CPA	5 <sup>15</sup> / <sub>16</sub> "
257240	7T-CPA	6 <sup>15</sup> / <sub>16</sub> "
258240*	8T-CPA	7 <sup>15</sup> / <sub>16</sub> "
210240	10S-CPA	9 <sup>15</sup> / <sub>16</sub> "
212240	12S-CPA	11 <sup>15</sup> / <sub>16</sub> "
214240	14S-CPA	13 <sup>15</sup> / <sub>16</sub> "

**Note:** \*Refers to DSP Double Wall Stove Pipe. Finishing Band sold separately (DSP-FB).

# ULTRA-TEMP/GALVA-TEMP ACCESSORIES

## Wall Band

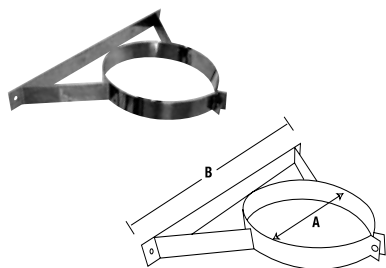
The Wall Band is used along the wall to provide for 2" clearance and assure stability. Also useful for suspending offsets. Required at 8' or closer intervals to stabilize the chimney, wherever it is supported along a vertical wall.

### STAINLESS STEEL

Product No.	Part No.	A	B
205520	5T-WB	7"	17"
206520	6T-WB	8"	17"
207520	7T-WB	9"	17"
208520	8T-WB	10"	17"

Product No.	Part No.	A	B
210520	10S-WB	12"	17"
212520	12S-WB	14"	18"
214520	14S-WB	16"	20"



## Universal Wall Band

Our new Universal Adjustable Wall Band (UWB) has more than 4" of horizontal adjustability (on 6" diameter chimney pipe) to clear many overhangs and obstructions. Fits 5", 6", 7" and 8" diameter chimney pipe.

### UNIVERSAL

Product No.	Part No.
200270	UWB

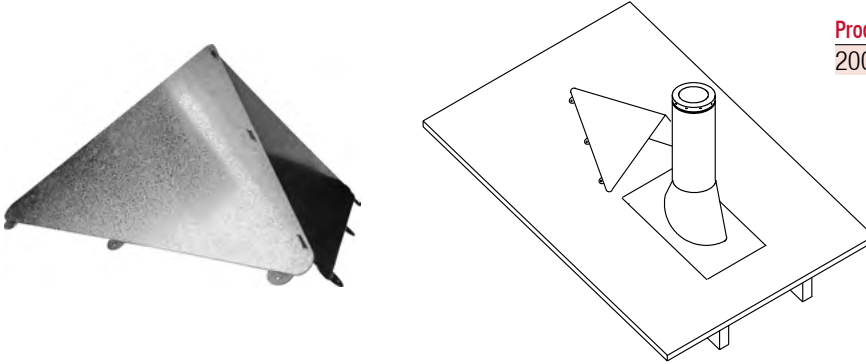




# ULTRA-TEMP/GALVA-TEMP ACCESSORIES

## Snow Splitter

The Universal Snow Splitter is designed to deflect snow and ice while preventing unnecessary strain or damage to the chimney. The Snow Splitter mounts directly above the chimney pipe with an easy panel assembly. It is made from durable, heavy gauge galvanized steel.



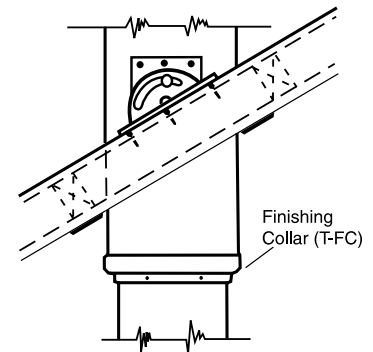
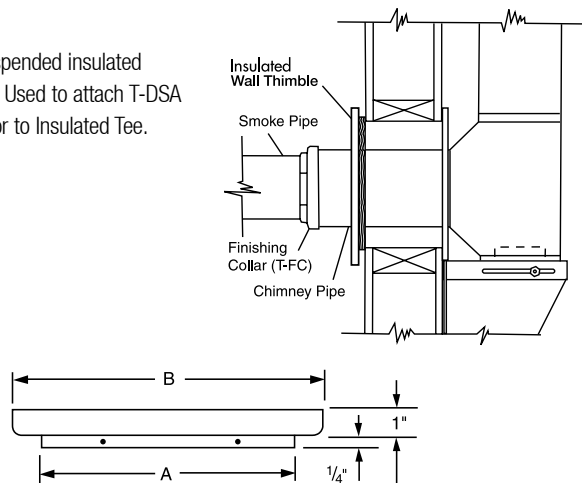
Product No.	Part No.	Size	Per Carton
2001922	USSA	5" to 8"	1

## Finishing Collar

The Finishing Collar fits over lower end of suspended insulated chimney pipe to provide finished appearance. Used to attach T-DSA Stove Pipe Adapter to lower end of chimney or to Insulated Tee.



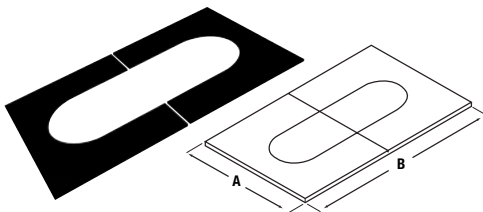
**Black Matte Finish**



Product No.	Part No.	A	B
206480	6T-FC	6 1/4"	8"
207480	7T-FC	7 1/4"	9"
208480	8T-FC	8 1/4"	10"

## Adjustable Pitched Ceiling Plate

The Pitched Ceiling Plate provides a finished appearance where the chimney passes through a sloped ceiling. Only two parts required to fit the full range of pitches.



**Black Matte Finish**

### 0/12 - 6/12 PITCH

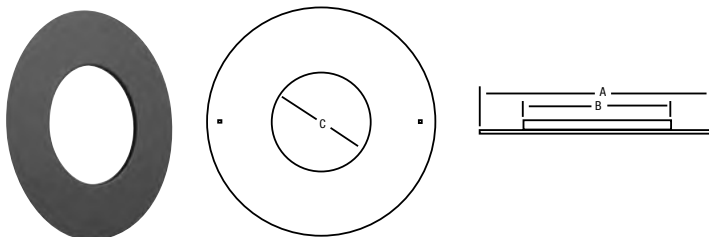
Size	Product No.	Part No.	A	B
5"	205512	5T-PCPAJ	15 1/2"	18 - 29"
6"	206512	6T-PCPAJ	16 1/2"	19 - 30"
7"	207512	7T-PCPAJ	17 1/2"	20 - 31"
8"	208512	8T-PCPAJ	18 1/2"	21 - 33"
10"	210512	10S-PCPAJ	20 1/2"	23 - 37"
12"	212512	12S-PCPAJ	22 1/2"	25 - 41"
14"	214512	14S-PCPAJ	24 1/2"	27 - 45"

### 6/12 - 12/12 PITCH

Size	Product No.	Part No.	A	B
6"	206514	6T-PCPAJ12	16 1/2"	19 - 30"
7"	207514	7T-PCPAJ12	17 1/2"	20 - 31"
8"	208514	8T-PCPAJ12	18 1/2"	21 - 33"
10"	210514	10S-PCPAJ12	20 1/2"	23 - 37"
12"	212514	12S-PCPAJ12	22 1/2"	25 - 41"
14"	214514	14S-PCPAJ12	24 1/2"	27 - 45"

## Trim Plate Spacer

Used to trim the ceiling, closing off the airspace around the pipe when the chimney is supported from above and extended down into room. Used in conjunction with Firestop/Joist Shield.



Product No.	Part No.	Dia.	A	B	C
205488	5T-TPS	5"	17"	11"	7 7/8"
206488	6T-TPS	6"	19"	12"	8 7/8"
207488	7T-TPS	7"	21"	13"	9 7/8"
208488	8T-TPS	8"	22"	14"	10 7/8"

# ULTRA-TEMP/GALVA-TEMP TYPICAL CHIMNEY INSTALLATIONS

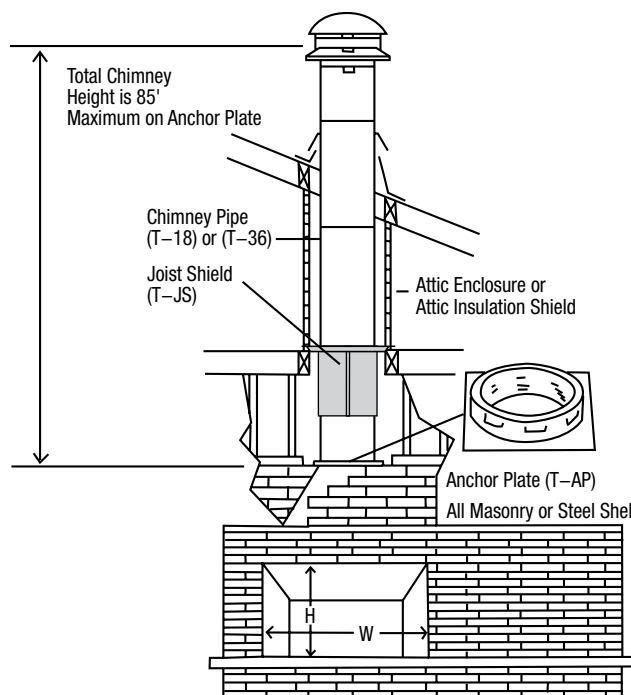
Short or tall, large or small, there is a Selkirk Chimney System to suit every need or appliance. The following diagrams are intended as guides to proper part selection for several common chimney installations. Keep in mind that these diagrams do not show the exact details for installation of the various chimney parts. They supplement the instructions by illustrating a wider variety of complete chimney systems. While the primary emphasis in the diagrams is on solid-fuel appliances, the type of appliance originally selected must never affect the installation of the chimney.

Whether the chimney is initially connected to a gas, oil or wood-burning appliance, the parts used and clearances to combustibles are always the same. Remember that at some future time, the same chimney may serve a wood furnace, even if it started out with gas or oil.

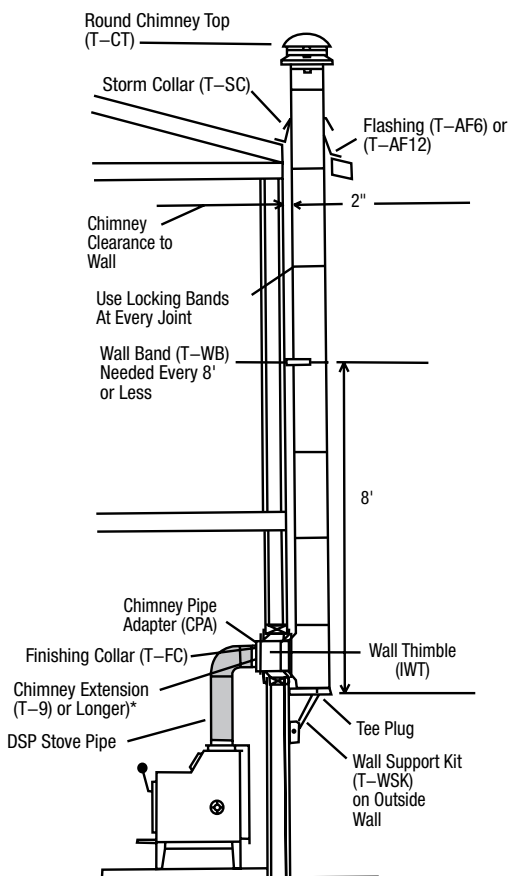
1. Maintain the minimum 2" AIRSPACE clearance to combustibles and to any insulation except SUSI.
2. For joint security—use Locking Bands or screws for the chimney and its connector.

**NOTE:** The drawings shown of these installations are solely for assistance in product selection. Reference should be made to the Selkirk Chimney System installation instructions for full and exact details of a correct installation.

## 1. Masonry Fireplace using Selkirk Chimney

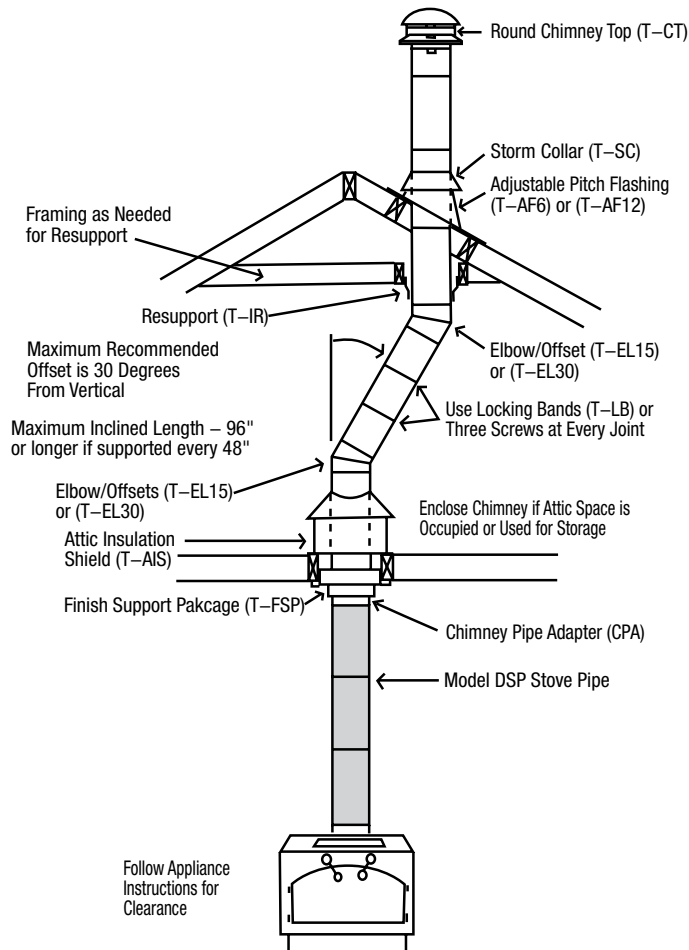


## 2. Basement Heater with Tee-supported outside chimney



\*The end of the chimney section must extend into the room a minimum of 4-1/2" beyond the face of the wall.

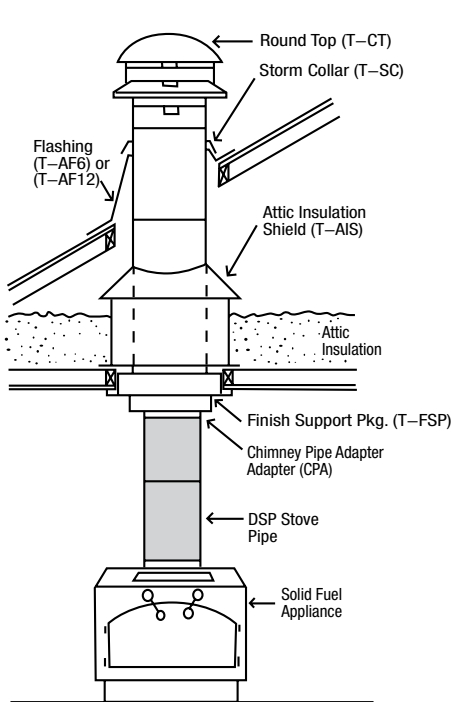
## 3. Wood Stove with chimney offset to avoid ridge



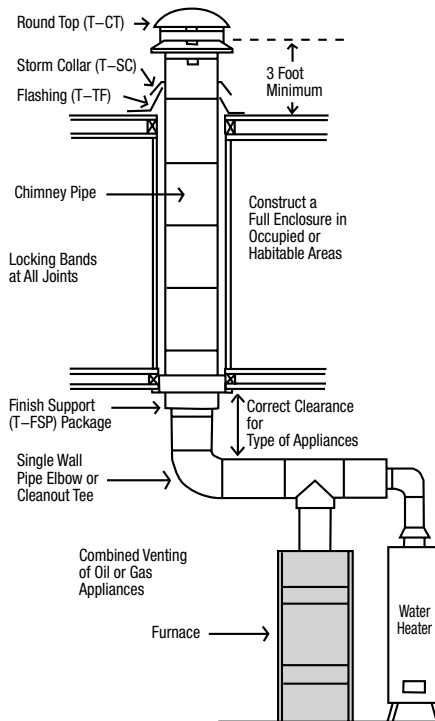
Follow Appliance Instructions for Clearance

# ULTRA-TEMP/GALVA-TEMP TYPICAL CHIMNEY INSTALLATIONS

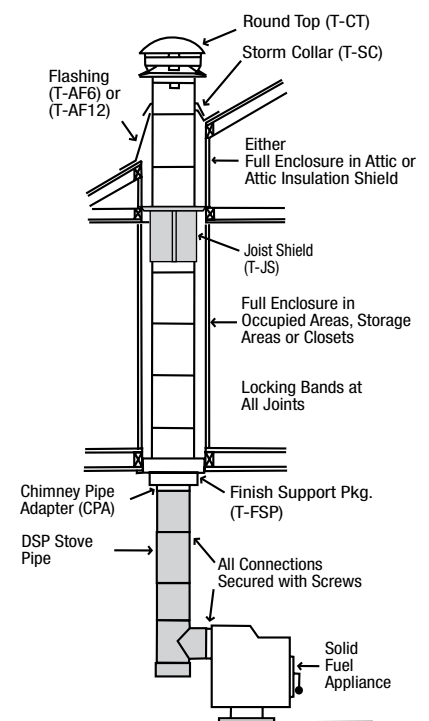
## 4. Solid Fuel Appliance with a short vertical chimney



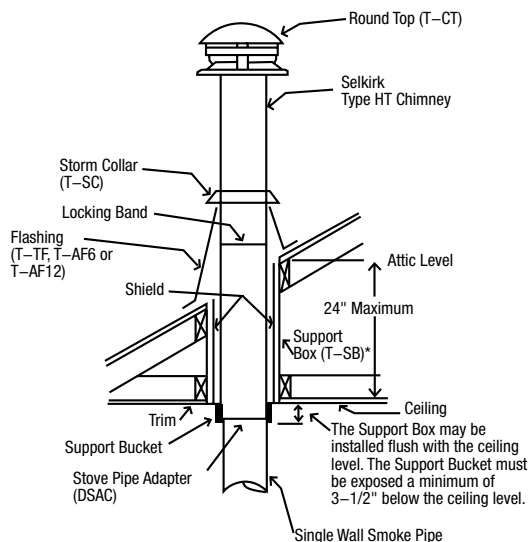
## 5. Combination of Furnace and Water Heater on one chimney



## 6. Wood Heater with its chimney through an upstairs enclosure

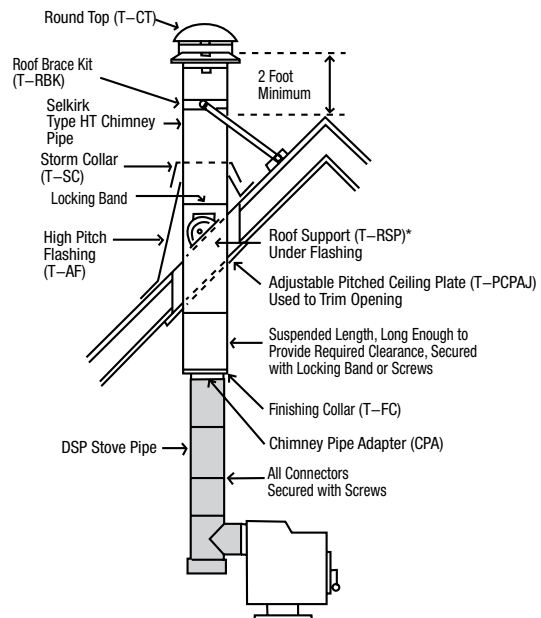


## 7. Pitched Roof with Attic



\* Support box also intended for use in mobile home and A-frame installations.

## 8. A-Frame with chimney on a steep pitch roof



\* Support Box may also be used. Please consult installations instructions for more information.

### NOTE ON CHIMNEY/STOVE PIPE CONNECTIONS

Diagrams on pages 14 and 15 show Ultra-Temp/Galva-Temp Chimney Systems connected to Selkirk DSP Double-Wall Stove Pipe using the Chimney Pipe Adapter. Ultra-Temp/Galva-Temp Chimneys may be connected to Single-Wall Stove Pipe using either DSA, DSAC or CPA.

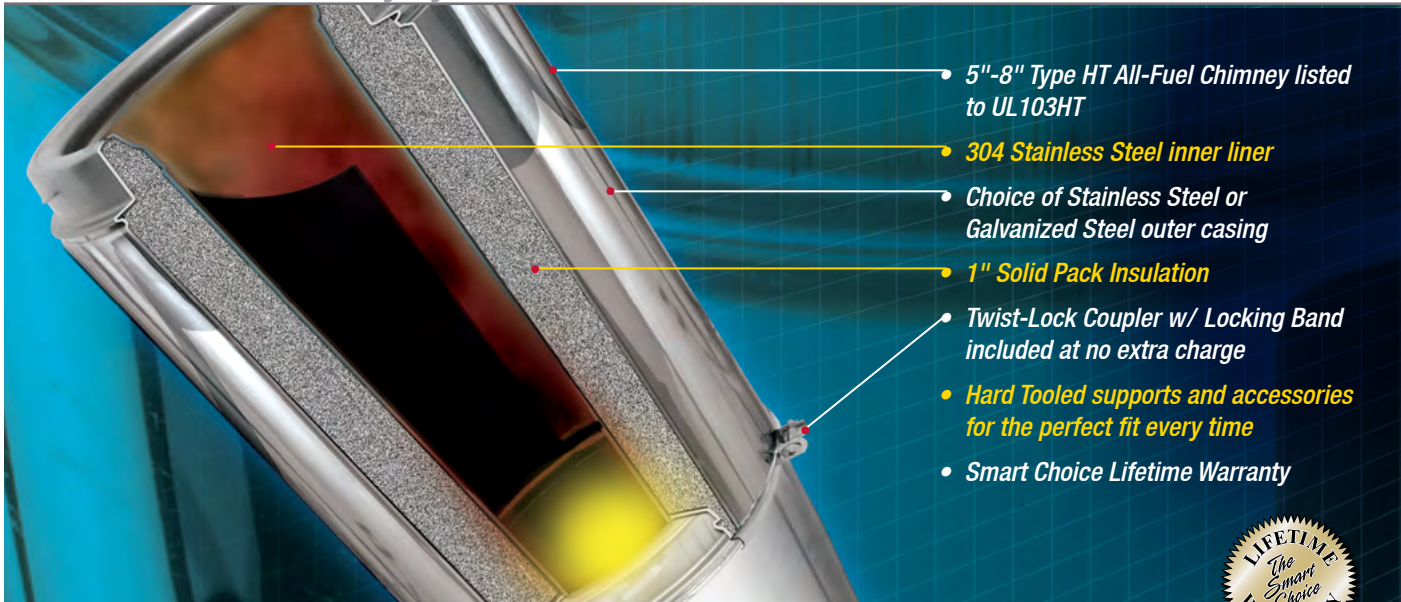
## NOTES

[illegible]

## NOTES

This image shows a single sheet of white paper with horizontal ruling lines. The lines are evenly spaced and run across the width of the page. There are no margins, text, or other markings on the paper.

## All-Fuel Chimney Systems



- 5"-8" Type HT All-Fuel Chimney listed to UL103HT
- 304 Stainless Steel inner liner
- Choice of Stainless Steel or Galvanized Steel outer casing
- 1" Solid Pack Insulation
- Twist-Lock Coupler w/ Locking Band included at no extra charge
- Hard Tooled supports and accessories for the perfect fit every time
- Smart Choice Lifetime Warranty



## All Chimney Systems Are Not Created Equal.




Ultra-Temp Chimney is a Double Wall, Stainless Steel system protected by 1" Solid Pack Insulation. Our proprietary Solid Pack Insulation helps maintain higher flue gas temperatures for superior drafting performance and lower outside temperatures for safety. Independent OMNI testing shows Ultra-Temp Chimney is the coolest under the hottest conditions.\*

### Get the Selkirk Advantage...


*The tradition continues... Selkirk is the original innovator of prefabricated Venting Systems – and we continue to move forward. Count on Selkirk, the world's most recognizable name in Chimney & Venting, for the widest range of high-performance products to meet your needs.*



\*UL103HT Chimney independently tested by Omni-Test Laboratories, Inc.



Single & Double Wall Stove Pipe



Direct Vent Pipe for Gas, Pellet, or Multi-Fuel



Flexible Aluminum Chimney Liners



Rigid & Flexible Stainless Steel Chimney Liners



Pellet-Pipe

*Ultra-Temp® Chimney Systems are part of our complete Hearth Products line-up.*



Selkirk Corporation  
5030 Corporate Exchange Blvd.  
Grand Rapids, MI 49512  
Toll Free: 1.800.433.6341  
info@selkirkcorp.com  
www.selkirkcorp.com

Selkirk Canada Corporation  
375 Green Road  
Stoney Creek, Ontario  
Canada L8E 4A5  
1.888.SELKIRK (735.5475)  
Toll Free Fax: 1.866.835.9624  
info@selkirkcanada.com