

PRODUCT CATALOGUE

—TYPE B GAS VENT—
MODEL BV
WWW.ENERGYVENT.COM

**the Venting
Solution for
Gas appliances**



3" to 7" DIAMETER

**Energy Vent
Corporation**
A SELKIRK® CANADA COMPANY



Model BV - B Vent Table of Contents

- **LENGTHS:** (Fixed & Adjustable) Page 2
- **ELBOWS & TEES:** (45° & 90° Elbows, Tees-Standard & Reduction, "Y" Tees- Standard & Reduction & Tee Cap) Page 3
- **SUPPORTS:** (Support Assemblies & Wall Band) Page 4
- **FLASHINGS & STORM COLLAR:** (Adjustable, Steep Roof, Tall Cone, Ventilated & Storm Collar) Page 4 & 5
- **MISCELLANEOUS COMPONENTS:** Page 6 & 7
- **DOUBLE WALL FLEX CONNECTORS:** Page 7
- **TYPICAL INSTALLATIONS:** Page 7
- **WARRANTY:** Page 8

Model BV - B Vent Features and Benefits

- 1/2" air-space.
- Aluminum inner liner.
- Galvalume outer casing.
- 1" clearance to combustibles.
- Approved for exterior use (must be enclosed up to roof line).
- Twist-Lock coupler for easy assembly/disassembly.
- Where screws are recommended, use 3/8" sheet metal screws.
- Listed to ULC S-605 and ULI 441.

Roof Pitch	Min. Dist. above Roof Line
Flat to 9/12 pitch	24"
9/12 to 10/12 pitch	32"
10/12 to 11/12 pitch	39"
11/12 to 12/12 pitch	46"
12/12 to 14/12 pitch	60"
14/12 to 16/12 pitch	75"
16/12 to 18/12 pitch	90"


*refer to installation instructions for additional information

Lengths

For installed length, subtract 1" per joint.

FIXED LENGTHS

- Available in Lengths of 6", 12", 18", 24", 36" and 60".



Size	Product Code	A	Length
3"	BV306	4	6
	BV312	4	12
	BV318	4	18
	BV336	4	36
	BV360	4	60

Size	Product Code	A	Length
5"	BV506	6	6
	BV512	6	12
	BV518	6	18
	BV536	6	36
	BV560	6	60


Size	Product Code	A	Length
7"	BV706	8	6
	BV712	8	12
	BV718	8	18
	BV736	8	36
	BV760	8	60

Size	Product Code	A	Length
4"	BV406	5	6
	BV412	5	12
	BV418	5	18
	BV436	5	36
	BV460	5	60

Size	Product Code	A	Length
6"	BV606	7	6
	BV612	7	12
	BV618	7	18
	BV636	7	36
	BV660	7	60

ADJUSTABLE LENGTHS

- Used to adjust pipe to desired length.
- Simply slides over another pipe length (Note: do not use over an Elbow or Tee)
- Available in 6" & 12" adjustable lengths.
- Includes Pipe Clamp.

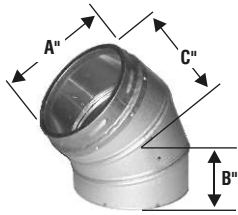


Size	Product Code	A	Length
3"	BV306ADJ	4	6
	BV312ADJ	4	12
4"	BV406ADJ	5	6
	BV412ADJ	5	12

Size	Product Code	A	Length
5"	BV506ADJ	6	6
	BV512ADJ	6	12
6"	BV606ADJ	7	6
	BV612ADJ	7	12

Size	Product Code	A	Length
7"	BV706ADJ	8	6
	BV712ADJ	8	12

45 DEGREE ELBOW



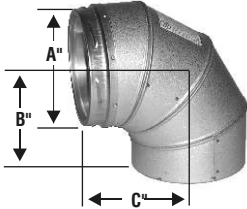
- Used to offset pipe around construction obstacles.
- Three piece adjustable elbow twists for easy offsets.

Size	Prod. Code	A	B	C
3"	BV345	4	3-1/2	2-1/2
4"	BV445	5	3-1/4	2-1/2

Size	Prod. Code	A	B	C
5"	BV545	6	3-1/4	2-1/2
6"	BV645	7	3	3-1/4

Size	Prod. Code	A	B	C
7"	BV745	8	4-1/2	3

90 DEGREE ELBOW



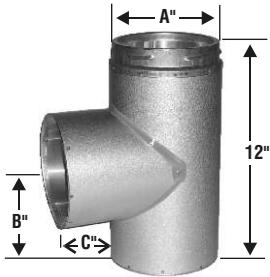
- Used to orient pipe between vertical and horizontal orientation.
- Four piece adjustable elbow twists for easy offsets.

Size	Prod. Code	A	B	C
3"	BV390	4	4-1/2	3-1/2
4"	BV490	5	5	4-3/4

Size	Prod. Code	A	B	C
5"	BV590	6	6	5
6"	BV690	7	6-1/4	6-1/4

Size	Prod. Code	A	B	C
7"	BV790	8	7-3/4	7

STANDARD & REDUCTION TEES



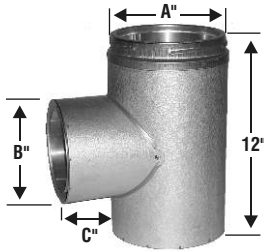
- Used to transition system from horizontal to vertical orientation.
- Provides easy access for inspection and maintenance.
- Tee Cap sold separately.

STANDARD

Size	Prod. Code	A	B	C
3"	BV3T	4	5-1/2	2
4"	BV4T	5	5-1/2	2

Size	Prod. Code	A	B	C
5"	BV5T	6	5-1/2	2
6"	BV6T	7	5-1/2	2

Size	Prod. Code	A	B	C
7"	BV7T	8	5-1/2	2



REDUCTION

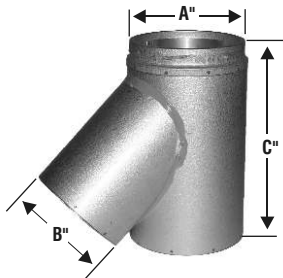
Size	Prod. Code	A	B	C
4"	BV43T	5	4	2
5"	BV54T	6	5	2
5"	BV53T	6	4	2

Size	Prod. Code	A	B	C
6"	BV65T	7	6	2
6"	BV64T	7	5	2
6"	BV63T	7	4	2

Size	Prod. Code	A	B	C
7"	BV76T	8	7	2
7"	BV75T	8	6	2
7"	BV74T	8	5	2
7"	BV73T	8	4	2

STANDARD & REDUCTION "Y" TEES

- Used to transition system from horizontal to vertical orientation.
- Provides better flue gas flow than a traditional Tee.
- Tee Cap sold separately.



STANDARD

Size	Prod. Code	A	B	C
3"	BV3YT	4	4	12
4"	BV4YT	5	5	12

Size	Prod. Code	A	B	C
5"	BV5YT	6	6	12
6"	BV6YT	7	7	12

Size	Prod. Code	A	B	C
7"	BV7YT	8	8	12

REDUCTION

Size	Prod. Code	A	B	C
4"	BV43YT	5	4	12
5"	BV54YT	6	5	12
5"	BV53YT	6	4	12

Size	Prod. Code	A	B	C
6"	BV65YT	7	6	12
6"	BV64YT	7	5	12
6"	BV63YT	7	4	12

Size	Prod. Code	A	B	C
7"	BV76YT	8	7	12
7"	BV75YT	8	6	12
7"	BV74YT	8	5	12
7"	BV73YT	8	4	12

TEE CAP



- Used at bottom of Tee
- Removable, for easy system maintenance

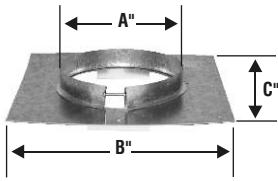
Size	Prod. Code	A	B
3"	BV3TC	3	4
4"	BV4TC	4	5

Size	Prod. Code	A	B
5"	BV5TC	5	6
6"	BV6TC	6	7

Size	Prod. Code	A	B
7"	BV7TC	7	8

Supports


SUPPORT ASSEMBLY



- Used to support pipe from the ceiling joist.
- Supports up to 60' of pipe.
- Centres pipe between floors and maintains 1" air-space clearance.
- Installed above the joist.
- Collar is pre-attached to support plate.

Size	Prod. Code	A	B	C	Size	Prod. Code	A	B	C	Size	Prod. Code	A	B	C
3"	BV3SA	4-1/8	10	10	5"	BV5SA	6-1/8	12	12	7"	BV7SA	8-1/8	14	14
4"	BV4SA	5-1/8	11	11	6"	BV6SA	7-1/8	13	13					

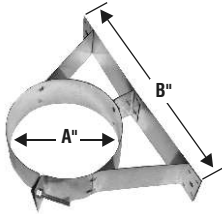
SUPPORT ASSEMBLY (USA)



- Used to support pipe from the ceiling joist.
- Supports up to 60' of pipe.
- Centres pipe between floors and maintains 3" air-space clearance.
- Installed above the joist.
- Collar is attached to pipe, then placed on to support plate.

Size	Prod. Code	A	B	C	Size	Prod. Code	A	B	C	Size	Prod. Code	A	B	C
3"	BV3SAU	4-1/8	10	10	5"	BV5SAU	6-1/8	12	12	7"	BV7SAU	8-1/8	14	14
4"	BV4SAU	5-1/8	11	11	6"	BV6SAU	7-1/8	13	13					

WALL BAND

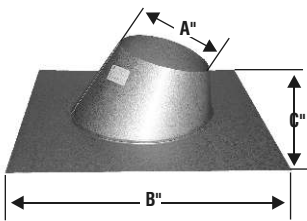


- Used to stabilize the pipe against an outside wall.
- Must be installed just above the Tee and every 6' thereafter.

Size	Prod. Code	A	B	Size	Prod. Code	A	B	Size	Prod. Code	A	B
3"	BV3WB	4	9	5"	BV5WB	6	12	7"	BV7WB	8	14
4"	BV4WB	5	10	6"	BV6WB	7	13				

Flashings & Storm Collar

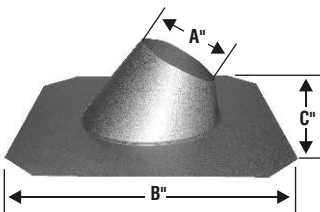
ADJUSTABLE ROOF FLASHING



- Used to waterproof installations that penetrate the roof line.
- Adjustable for 0/12 - 6/12 roof pitches
- Storm Collar not included.

Size	Prod. Code	A	B	C	Size	Prod. Code	A	B	C	Size	Prod. Code	A	B	C
3"	BV3ARF	4	18	18	5"	BV5ARF	6	20	20	7"	BV7ARF	8	20	20
4"	BV4ARF	5	18	18	6"	BV6ARF	7	20	20					

STEEP ROOF FLASHING

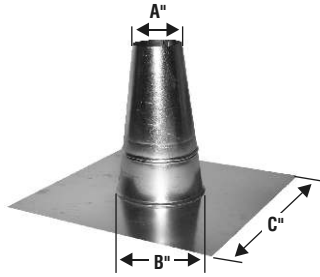


- Used to waterproof installations that penetrate the roof line of a steep roof.
- Adjustable for 7/12 to 12/12 pitch roofs.
- Storm Collar not included.

Size	Prod. Code	A	B	C	Size	Prod. Code	A	B	C	Size	Prod. Code	A	B	C
3"	BV3SRF	4	18	18	5"	BV5SRF	6	22	22	7"	BV7SRF	8	24	24
4"	BV4SRF	5	18	18	6"	BV6SRF	7	24	24					

Flashings & Storm Collar

TALL CONE FLASHING



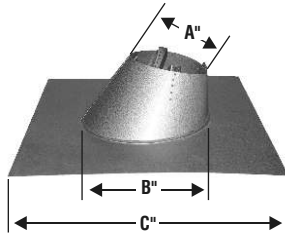
- Used to waterproof installations through a flat roof.
- Storm Collar not included.

Size	Prod. Code	A	B	C
3"	BV3TCF	4	7	18
4"	BV4TCF	5	8	18

Size	Prod. Code	A	B	C
5"	BV5TCF	6	9	20
6"	BV6TCF	7	10	20

Size	Prod. Code	A	B	C
7"	BV7TCF	8	11	20

VENTILATED ADJUSTABLE ROOF FLASHING




- Used to waterproof installations that penetrate the roof line.
- Adjustable for 0/12 - 6/12 roof pitches
- Storm Collar not included.

Size	Prod. Code	A	B	C
3"	BV3VAF	5	10	18
4"	BV4VAF	6	10	18

Size	Prod. Code	A	B	C
5"	BV5VAF	7	12	20
6"	BV6VAF	8	12	20

Size	Prod. Code	A	B	C
7"	BV7VAF	9	13	21

VENTILATED STEEP ROOF FLASHING




- Used to waterproof installations that penetrate the roof line of a steep roof.
- Storm Collar not included.

Size	Prod. Code	A	B
3"	BV3VSF	5	18
4"	BV4VSF	6	22

Size	Prod. Code	A	B
5"	BV5VSF	7	24
6"	BV6VSF	8	24

Size	Prod. Code	A	B
7"	BV7VSF	9	26

VENTILATED TALL FLASHING




- Used to waterproof installations through a flat roof.
- Storm Collar not included.

Size	Prod. Code	A	B
3"	BV3VTF	5	8
4"	BV4VTF	6	9

Size	Prod. Code	A	B
5"	BV5VTF	7	10
6"	BV6VTF	8	11

Size	Prod. Code	A	B
7"	BV7VTF	9	12

STORM COLLAR



- Used to provide a weather proof seal to pipe above roof line.
- Seal inner edge with hi-temp silicone sealant.

Size	Prod. Code	A	B
3"	BV3SC	4	8
4"	BV4SC	5	9

Size	Prod. Code	A	B
5"	BV5SC	6	10
6"	BV6SC	7	11

Size	Prod. Code	A	B
7"	BV7SC	8	12

Miscellaneous Components

INCREASER



- Used to transition system from smaller to larger diameter pipe.

Size	Prod. Code	A	B
3"	BV34IN	4	5
3"	BV35IN	4	6
3"	BV36IN	4	7
3"	BV37IN	4	8

Size	Prod. Code	A	B
4"	BV45IN	5	6
4"	BV46IN	5	7
4"	BV47IN	5	8

Size	Prod. Code	A	B
5"	BV56IN	6	7
5"	BV57IN	6	8
6"	BV67IN	7	8
7"	BV78IN	8	9


4" to 5" SHORT INCREASER



- Used to transition system from 4" to 5" diameter pipe.

Size	Prod. Code	A	B
5"	BV45INS	5	4

RAIN CAP



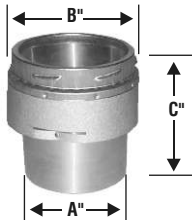
- Designed to prevent rain & snow from entering the pipe.
- Twist lock coupler design.

Size	Prod. Code	A	B
3"	BV3RC	4	8
4"	BV4RC	5	9

Size	Prod. Code	A	B
5"	BV5RC	6	10
6"	BV6RC	7	11

Size	Prod. Code	A	B
7"	BV7RC	8	12

DRAFT HOOD CONNECTOR



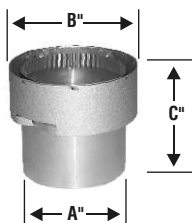
- Connects C Vent to B Vent.
- Used to connect pipe to draft hood at appliance.

Size	Prod. Code	A	B	C
3"	BV3DHC	3	4	6
4"	BV4DHC	4	5	6

Size	Prod. Code	A	B	C
5"	BV5DHC	5	6	6
6"	BV6DHC	6	7	6

Size	Prod. Code	A	B	C
7"	BV7DHC	7	8	6

REVERSE DRAFT HOOD CONNECTOR



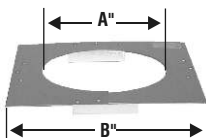
- Connects B Vent to C Vent.
- Used to connect pipe to Single Wall

Size	Prod. Code	A	B	C
3"	BV3DHCR	3	4	6
4"	BV4DHCR	4	5	6

Size	Prod. Code	A	B	C
5"	BV5DHCR	5	6	6
6"	BV6DHCR	6	7	6

Size	Prod. Code	A	B	C
7"	BV7DHCR	7	8	6

FIRESTOP SPACER



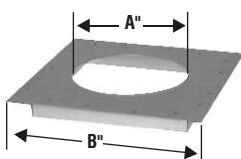
- Used to protect combustible materials where the pipe passes through a ceiling or wall.
- Can be installed above or below joist.

Size	Prod. Code	A	B
3"	BV3FS	4-1/8	8
4"	BV4FS	5-1/8	9

Size	Prod. Code	A	B
5"	BV5FS	6-1/8	10
6"	BV6FS	7-1/8	11

Size	Prod. Code	A	B
7"	BV7FS	8-1/8	12

FIRESTOP SPACER (USA)



- Used to protect combustible materials where the pipe passes through a ceiling or wall.
- Extended bottom flange.

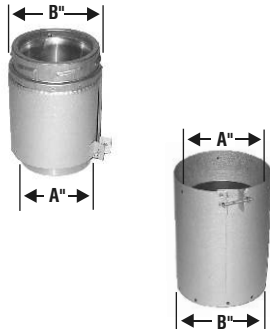
Size	Prod. Code	A	B
3"	BV3FSU	4-1/8	8
4"	BV4FSU	5-1/8	9

Size	Prod. Code	A	B
5"	BV5FSU	6-1/8	10
6"	BV6FSU	7-1/8	11

Size	Prod. Code	A	B
7"	BV7FSU	8-1/8	12

Miscellaneous Components

UNIVERSAL ADAPTORS for 1/2" WALL



- Used to connect B Vent to/from 1/2" Type B Gas Vent.

MALE ADAPTOR

Size	Prod. Code	A	B
3"	BV3UAM	3	4
4"	BV4UAM	4	5

Size	Prod. Code	A	B
5"	BV5UAM	5	6
6"	BV6UAM	6	7

Size	Prod. Code	A	B
7"	BV7UAM	7	8

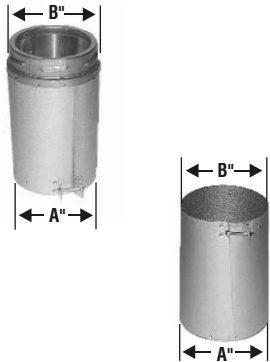
FEMALE ADAPTOR

Size	Prod. Code	A	B
3"	BV3UAF	3	4
4"	BV4UAF	4	5

Size	Prod. Code	A	B
5"	BV5UAF	5	6
6"	BV6UAF	6	7

Size	Prod. Code	A	B
7"	BV7UAF	7	8

UNIVERSAL ADAPTORS for 1/4" WALL



- Used to connect B Vent to/from 1/4" Type B Gas Vent.

MALE ADAPTOR

Size	Prod. Code	A	B
3"	BV3UAMQ	3-1/2	4
4"	BV4UAMQ	4-1/2	5

Size	Prod. Code	A	B
5"	BV5UAMQ	5-1/2	6
6"	BV6UAMQ	6-1/2	7

Size	Prod. Code	A	B
7"	BV7UAMQ	7-1/2	8

FEMALE ADAPTOR

Size	Prod. Code	A	B
3"	BV3UAFQ	4	3-1/2
4"	BV4UAFQ	5	4-1/2

Size	Prod. Code	A	B
5"	BV5UAFQ	6	5-1/2
6"	BV6UAFQ	7	6-1/2

Size	Prod. Code	A	B
7"	BV7UAFQ	8	7-1/2

Double Wall Flex Connectors

DOUBLE WALL GAS FLEX CONNECTORS

Available in
2, 3, 4, & 5 ft. lengths

- Used to connect gas appliance to Type B Gas Vent.
- Eliminates the need to use elbows.



Size	Prod. Code	Length
3"	1730022	2 ft.
4"	1740022	2 ft.
5"	1750022	2 ft.

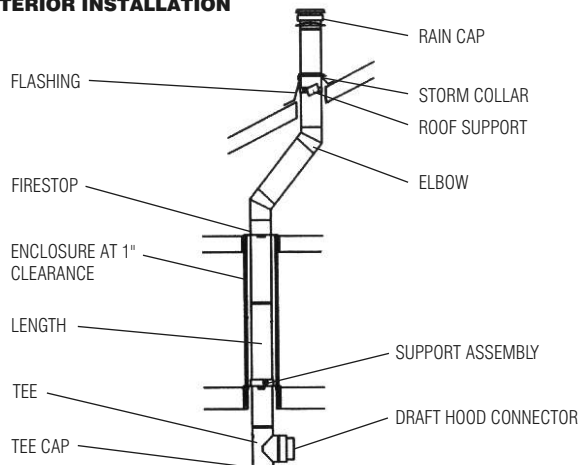
Size	Prod. Code	Length
3"	1730033	3 ft.
4"	1740033	3 ft.
5"	1750033	3 ft.

Size	Prod. Code	Length
3"	1730044	4 ft.
4"	1740044	4 ft.
5"	1750044	4 ft.

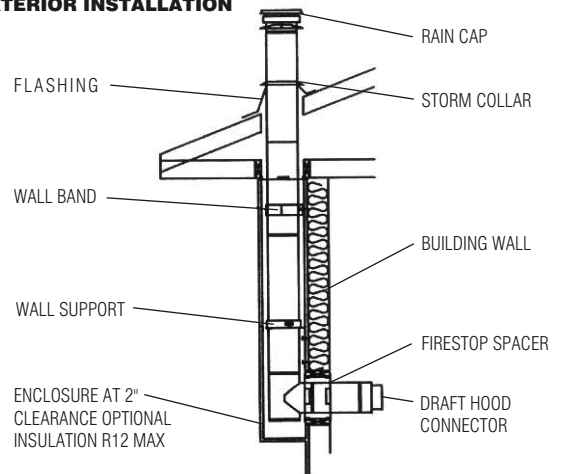
Size	Prod. Code	Length
3"	1730055	5 ft.
4"	1740055	5 ft.
5"	1750055	5 ft.

Typical Installations

INTERIOR INSTALLATION



EXTERIOR INSTALLATION



LIMITED LIFETIME WARRANTY

LIMITED LIFETIME WARRANTY:

Selkirk Canada Corporation ("we", "us", "our") warrants Chimney & Venting products * to be free from defects in material and workmanship for as long as the original consumer owns the system. For products installed after January 1, 2000, for a period of Ten (10) years from original installation, we will provide replacement product with a similar or like quality of available product free of charge excluding any installation costs. From the Eleventh (11) through Fifteenth (15) years we will provide replacement product to the original consumer at a cost of 75% off the published Retail Price in effect on the date the claim is received excluding any installation costs. At expiration of the Fifteen (15) year term, we will provide replacement product to the original consumer at a cost of 50% off the published Retail Price in effect on the date the claim is received excluding any installation costs.

* additional coverage applies to Model CF Chimney

LIMITATIONS:

- - Products must be installed for their intended purpose
- - Products must be connected to residential appliance listed with an accredited testing laboratory.

WARNING: FAILURE TO INSTALL PRODUCTS ACCORDING TO THE MANUFACTURER'S INSTRUCTIONS WILL VOID ALL APPLICABLE WARRANTIES AND MAY RESULT IN FIRE, CARBON MONOXIDE POISONING OR DEATH. SEE OUR PRODUCT INSTALLATION INSTRUCTIONS FOR COMPLETE INSTRUCTIONS.

WARRANTY COVERAGE:

All lengths, tees and elbows, and components are applicable to warranty coverage.

THIS LIMITED WARRANTY DOES NOT COVER:

- (a) any non-stainless base or unit mounted or connected to an insulated Chimney system
- (b) costs (labor or otherwise **) associated with either removing a previously installed product, installing a replacement product, transportation or return of a product, or transportation of replacement product;
- (c) damage to the finish of products caused by the use of improper solvents/chemicals or improper cleaning methods;
- (d) damage resulting from failure to reasonably clean, care for or maintain products in accordance with our installation instructions/recommendations;
- (e) damage to products, appliances or structure based on or resulting from improper installation or repair, misuse or abuse (including, but not limited to, excessive or improper operating condition), or alteration or adjustment other than in conformity with our installation instructions and specifications, whether performed by a contractor, service company, technician, or yourself;
- (f) any products that have been moved from their original installation site.
- (g) damage caused by burring driftwood, garbage, or any other prohibitive material has been burned in the appliance served by the chimney
- (h) damage that results from accidents such as fire, flood, high winds, "acts of God", or any other contingency beyond our control.

**** Due to the wide variance in installation practices and other conditions beyond our control, we do not guarantee or in any way warrant the installation of Chimney and Venting products.**

CLAIM PROCEDURE:

If you believe that a product is defective, notify us in writing at the following location:

SELKIRK CANADA CORPORATION

P.O. Box 526, Depot 1,
Hamilton, Ontario, CANADA, L8L 7X6
ATTN: WARRANTY CLAIMS DEPARTMENT
905-662-6600 800-263-9808, Fax: (905) 662-5352
www.selkirkcanadacom

SELKIRK LLC

ATTN: WARRANTY CLAIMS
P. O. Box 831950, Richardson, Texas USA 75083-1950
1-800-992-VENT (8368)
Toll Free Fax: 1877-393-4145
www.selkirkinc.com

Notification should include a description of the product, model and serial number (if applicable) and a description of the product defect. Upon receipt of a written claim under this limited warranty and evidence of the date of purchase or installation, at our option and in our sole discretion, we will provide replacement product with similar or like quality of available product excluding any installation costs. We reserve the right to inspect or investigate any warranty claims prior to determining whether to provide replacement product. If, as determined by us that repair or replacement of the product is not commercially practicable or cannot be completed in a timely manner, we may refund the prorated purchase price paid for the product upon verification by providing a copy of your invoice or receipt of bill of sale.

*Selkirk products covered under this warranty:

models: AFCL, ALT, BV, DSP, DT, DWC, DWS, EV, FC (JSC), L, PL, QC, RV, SC (JM), SFCL, SL, SPR, SSII, SS PLUS, ST, UT, VP, WV

ENERGY VENT CORPORATION

375 Green Road, Stoney Creek, On L8E 4A5

TEL: 1-800-252-1115 • Fax: 1-866-835-9624 • www.energyvent.com • email: info@selkirkcanada.com