

7900-series

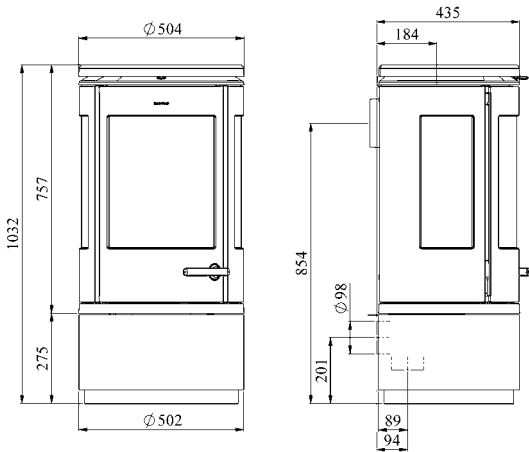


Morsø has yet again gone the extra mile in their uncompromising efforts to make fire a natural, decorative and aesthetically integrated part of the comfort and warmth of our homes. Morsø has created a stove which in the smallest detail shows that it has been well thought out. The first impression is of its large viewing glazed area. The very large panes in the front and sides of the stove quite naturally bring the play and life of the flames into the surrounding environment, because the fire is equally visible from all parts of the room, even the sides.

7940



- Convection
- Maximum Heat 35,000 BTU/hr
- Test fuel load5 lbs
- Particulate Emission 4,0 grm/hr
- Log size 9"
- Max. Area Heated. 1200 ft²
- Firebox Dimensions - up to 11,5" W x 10" D
- Firebox volume/capacity 0,76 ft³
- Gross Weight 348 Lbs
- Efficiency rating (as measured by LHV) 73%+
- Outside air supply Available
- Mobile home approved No
- Washington State. Compliant
- Basic Clearance (using single wall pipe top vent)
- Stove to side wall. 23"
- Stove to rear wall. 5"
- Stove to corner - closest distance to side. 7"





Morsø 7943 with plain base

Morsø has with the 7900 series created an entirely new series of stoves, whose sharp design manages to suit most homes. A series of stoves whose smallest detail shows a tireless ability to empathise and will to embrace diversity.

7943



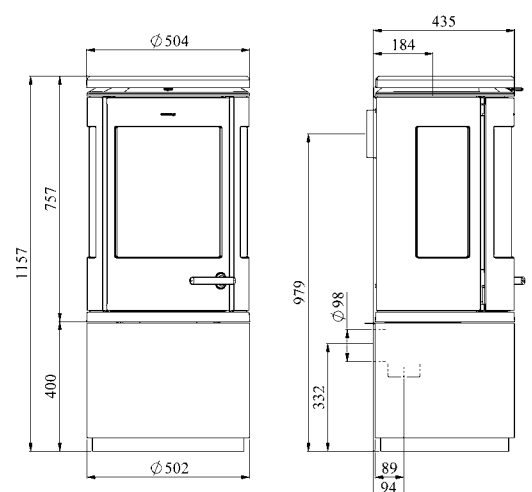
Convection

Maximum Heat	35,000 BTU/hr
Test fuel load5 lbs
Particulate Emission	4.0 grm/hr
Log size	9"
Max. Area Heated.	1200 ft ²
Firebox Dimensions - up to	11,5" W x 10" D
Firebox volume/capacity	0,76 ft ³
Gross Weight	390-429 Lbs
Efficiency rating (as measured by LHV)	73%+

Outside air supply Available
 Mobile home approved. No
 Washington State. Compliant

Basic Clearance (using single wall pipe top vent)

Stove to side wall.	23"
Stove to rear wall.	5"
Stove to corner - closest distance to side.	7"



33

Morsø 7943 is also available with a drawer or log store

7900-series

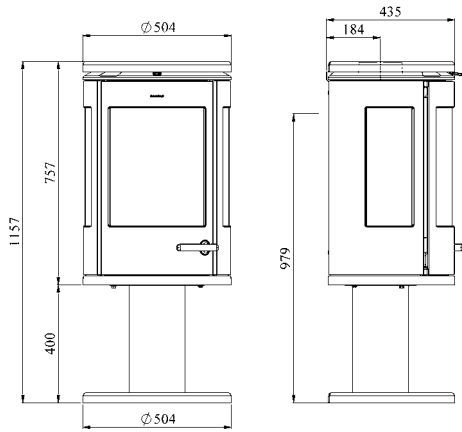


Morsø 7948 lightly and elegantly raises the firebox, enclosed by the spectacular side and front panels. Alone in the 7900 series, the Morsø 7948 is available in both black and brown versions. Morsø has used the warm brown colour to give the cast iron a soft and living shade, which beautifully sets off the golden glow of the flames.

7948



- Convection
Maximum Heat 35,000 BTU/hr
Test fuel load5 lbs
Particulate Emission 4,0 grm/hr
Log size 9"
Max. Area Heated. 1200 ft²
Firebox Dimensions - up to 11,5" W x 10" D
Firebox volume/capacity 0,76 ft³
Gross Weight 388 Lbs
Efficiency rating (as measured by LHV) 73%+
- Outside air supply Available
Mobile home approved. No
Washington State. Compliant
- Basic Clearance (using single wall pipe top vent)
Stove to side wall. 23"
Stove to rear wall. 5"
Stove to corner - closest distance to side. 7"





The Morsø 7970 wood burner is a modern sculpture that will enhance the aesthetics of its surroundings. The experience of natural fire enriches the room creating the cosiest environment. A refined wood burning stove with an uncompromising focus on details.

7970



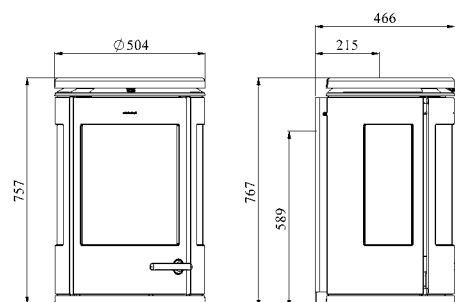
Convection - wall model

Maximum Heat 35,000 BTU/hr
 Test fuel load5 lbs
 Particulate Emission 4,0 grm/hr
 Log size 9"
 Max. Area Heated. 1200 ft²
 Firebox Dimensions - up to 11,5" W x 10" D
 Firebox volume/capacity 0,76 ft³
 Gross Weight 337 Lbs
 Efficiency rating (as measured by LHV) 73%+

Outside air supply Available
 Mobile home approved. No
 Washington State. Compliant

Basic Clearance (using single wall pipe top vent)

Stove to side wall. 23"
 Stove to rear wall. 5"
 Stove to corner - closest distance to side. 7"



7900-series



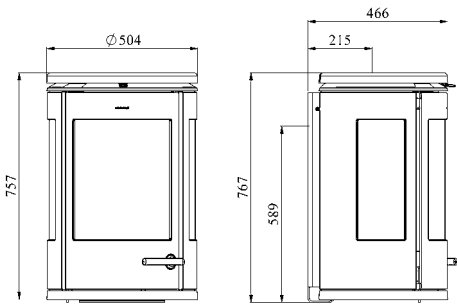
Morsø 7990 with plain sides

7990



- Convection
- Maximum Heat 35,000 BTU/hr
- Test fuel load5 lbs
- Particulate Emission 4,0 grm/hr
- Log size 9"
- Max. Area Heated. 1200 ft²
- Firebox Dimensions - up to 11,5" W x 10" D
- Firebox volume/capacity 0,76 ft³
- Gross Weight 412 Lbs
- Efficiency rating (as measured by LHV) 73%+
- Outside air supply Available
- Mobile home approved No
- Washington State Compliant

- Basic Clearance (using single wall pipe top vent)
- Stove to side wall 23"
- Stove to rear wall 5"
- Stove to corner - closest distance to side. 7"



Morsø 7990 is also available with a drawer or log store



Morsø 7900-serien series is light and elegant whatever combination of stove modules is chosen. This not least because we have used the small recessed plinth to visually raise the stove, so that the pure and solid cast iron is experienced as light and almost hovering.

7990 with log store



Convection

Maximum Heat	35,000 BTU/hr
Test fuel load5 lbs
Particulate Emission	4,0 grm/hr
Log size	9"
Max. Area Heated.	1200 ft ²
Firebox Dimensions - up to	11,5" W x 10" D
Firebox volume/capacity	0,76 ft ³
Gross Weight	425 Lbs
Efficiency rating (as measured by LHV)	73%+

Outside air supply Available
 Mobile home approved No
 Washington State. Compliant

Basic Clearance (using single wall pipe top vent)
 Stove to side wall 23"
 Stove to rear wall. 5"
 Stove to corner - closest distance to side. 7"

